

US Government - Thrift Savings Plan (TSP)

TSP Daily Share Prices & Trend Lines

21 Business Days (~ 1 month)

<https://www.tsp.gov/investmentfunds/shareprice/sharePriceHistory.shtml>

Jan 19, 2024 - to - Feb 16, 2024

Date	L Income	L 2025	L 2030	L 2035	L 2040	L 2045	L 2050	L 2055	L 2060	L 2065	G Fund	F Fund	C Fund	S Fund	I Fund	Comments
Fri, Jan 19, 2024	24.9123	12.7074	45.1759	13.5304	51.0945	13.9561	30.5242	15.0832	15.0814	15.0795	18.0011	18.9731	75.5037	75.2076	39.3886	
Mon, Jan 22, 2024	24.9502	12.7314	45.3122	13.5749	51.2761	14.0091	30.6469	15.1531	15.1513	15.1494	18.0070	19.0157	75.6700	76.3586	39.5605	
Tue, Jan 23, 2024	24.9488	12.7303	45.3063	13.5727	51.2665	14.0061	30.6399	15.1515	15.1497	15.1477	18.0090	18.9749	75.8928	76.1574	39.4102	
Wed, Jan 24, 2024	24.9645	12.7409	45.3733	13.5944	51.3552	14.0318	30.6999	15.1899	15.1880	15.1861	18.0110	18.9338	75.9552	75.6099	39.7639	
Thu, Jan 25, 2024	24.9978	12.7622	45.4962	13.6348	51.5201	14.0798	30.8107	15.2509	15.2491	15.2472	18.0129	19.0106	76.3590	75.9675	39.8397	
Fri, Jan 26, 2024	25.0080	12.7689	45.5374	13.6481	51.5749	14.0957	30.8480	15.2743	15.2725	15.2706	18.0149	18.9909	76.3091	76.1147	40.0255	
Mon, Jan 29, 2024	25.0701	12.8089	45.7706	13.7246	51.8875	14.1869	31.0593	15.3946	15.3928	15.3909	18.0209	19.0763	76.8874	77.3569	40.2321	
Tue, Jan 30, 2024	25.0658	12.8052	45.7409	13.7147	51.8458	14.1745	31.0297	15.3751	15.3733	15.3714	18.0229	19.0995	76.8476	76.8869	40.2111	
Wed, Jan 31, 2024	24.9963	12.7568	45.4197	13.6091	51.4101	14.0468	30.7306	15.1893	15.1876	15.1858	18.0248	19.1863	75.6119	75.2384	40.0913	
Thu, Feb 1, 2024	25.0725	12.8069	45.7223	13.7087	51.8185	14.1661	31.0073	15.3478	15.3462	15.3444	18.0268	19.2942	76.5603	76.1956	40.3611	
Fri, Feb 2, 2024	25.0807	12.8137	45.7809	13.7273	51.8953	14.1883	31.0607	15.3916	15.3898	15.3880	18.0288	19.1138	77.3819	76.2789	40.0436	
Mon, Feb 5, 2024	25.0445	12.7892	45.6291	13.6765	51.6855	14.1265	30.9173	15.3146	15.3128	15.3108	18.0350	18.9698	77.1361	75.2985	39.8567	
Tue, Feb 6, 2024	25.0803	12.8122	45.7618	13.7202	51.8645	14.1789	31.0383	15.3810	15.3792	15.3773	18.0370	19.0589	77.3165	75.9727	40.0769	
Wed, Feb 7, 2024	25.1124	12.8338	45.8989	13.7650	52.0482	14.2324	31.1632	15.4581	15.4563	15.4544	18.0391	19.0226	77.9546	76.2382	40.1189	Wed, Jan 31, 2023 Federal Reserve paused raising interest rates
Thu, Feb 8, 2024	25.1215	12.8401	45.9411	13.7787	52.1051	14.2492	31.2030	15.4852	15.4834	15.4814	18.0411	18.9733	78.0089	77.2269	40.0784	
Fri, Feb 9, 2024	25.1552	12.8628	46.0834	13.8254	52.2970	14.3053	31.3341	15.5649	15.5630	15.5610	18.0432	18.9575	78.4641	78.1166	40.1487	
Mon, Feb 12, 2024	25.1725	12.8731	46.1370	13.8427	52.3669	14.3256	31.3810	15.5917	15.5899	15.5879	18.0493	18.9681	78.3906	78.8746	40.2499	
Tue, Feb 13, 2024	25.0619	12.7993	45.6817	13.6922	51.7475	14.1441	30.9588	15.3495	15.3476	15.3455	18.0514	18.7936	77.3281	76.5646	39.7138	
Wed, Feb 14, 2024	25.1381	12.8499	45.9928	13.7947	52.1689	14.2675	31.2460	15.5173	15.5154	15.5133	18.0534	18.8640	78.0833	78.2375	40.0589	
Thu, Feb 15, 2024	25.1986	12.8901	46.2388	13.8756	52.5012	14.3647	31.4720	15.6495	15.6476	15.6455	18.0554	18.9135	78.5552	79.4533	40.4421	
Fri, Feb 16, 2024	25.1820	12.8789	46.1705	13.8528	52.4071	14.3370	31.4078	15.6148	15.6128	15.6107	18.0575	18.8540	78.1899	78.7308	40.6046	
Date	L Income	L 2025	L 2030	L 2035	L 2040	L 2045	L 2050	L 2055	L 2060	L 2065	G Fund	F Fund	C Fund	S Fund	I Fund	Comments
4 Biz Day Gain/Loss	0.1201	0.0796	0.4888	0.1606	0.6596	0.1929	0.4490	0.2653	0.2652	0.2652	0.0061	0.0604	0.8618	2.1662	0.8908	4 Biz Days
5 Biz Day Gain/Loss	0.0095	0.0058	0.0335	0.0101	0.0402	0.0114	0.0268	0.0231	0.0229	0.0228	0.0082	(0.1141)	(0.2007)	(0.1438)	0.3547	1 Week
10 Biz Day Gain/Loss	0.1375	0.0897	0.5414	0.1763	0.7216	0.2105	0.4905	0.3002	0.3000	0.2999	0.0225	(0.1158)	1.0538	3.4323	0.7479	2 Weeks
15 Biz Day Gain/Loss	0.1119	0.0700	0.3999	0.1282	0.5196	0.1501	0.3485	0.2202	0.2200	0.2198	0.0366	(0.2223)	1.3025	1.3739	0.3725	3 Weeks
21 Biz Day Gain/Loss	0.2697	0.1715	0.9946	0.3224	1.3126	0.3809	0.8836	0.5316	0.5314	0.5312	0.0564	(0.1191)	2.6862	3.5232	1.2160	1 Month

21 Business Days (~ 1 month)

	L Income	L 2025	L 2030	L 2035	L 2040	L 2045	L 2050	L 2055	L 2060	L 2065	G Fund	F Fund	C Fund	S Fund	I Fund	Comments
Min	24.9123	12.7074	45.1759	13.5304	51.0945	13.9561	30.5242	15.0832	15.0814	15.0795	18.0011	18.7936	75.5037	75.2076	39.3886	
Max	25.1986	12.8901	46.2388	13.8756	52.5012	14.3647	31.4720	15.6495	15.6476	15.6455	18.0575	19.2942	78.5552	79.4533	40.6046	
Avg	25.0635	12.8030	45.7224	13.7078	51.8160	14.1654	31.0085	15.3680	15.3662	15.3642	18.0306	19.0021	77.0670	76.7660	40.0127	
Std Deviation	0.082	0.053	0.306	0.100	0.406	0.118	0.273	0.164	0.164	0.164	0.017	0.113	1.016	1.254	0.318	Less Is Better (More Stable)
Min & Max	L min =	12.7074		L max =	52.5012						I min =	18.0011		I max =	79.4533	

Date	L Income	L 2025	L 2030	L 2035	L 2040	L 2045	L 2050	L 2055	L 2060	L 2065	G Fund	F Fund	C Fund	S Fund	I Fund	Comments
Fri, Jan 19, 24	10,000.00	10,000.00	10,000.00	10,000.00	10,000.00	10,000.00	10,000.00	10,000.00	10,000.00	10,000.00	10,000.00	10,000.00	10,000.00	10,000.00	10,000.00	
No. of Shares	401.408	786.943	221.357	739.076	195.716	716.533	327.609	662.989	663.068	663.152	555.522	527.062	132.444	132.965	253.881	
Fri, Feb 16, 24	10,108.26	10,134.96	10,220.16	10,238.28	10,256.90	10,272.93	10,289.48	10,352.45	10,352.35	10,352.27	10,031.33	9,937.23	10,355.77	10,468.46	10,308.72	
\$ Gain/Loss	\$108.26	\$134.96	\$220.16	\$238.28	\$256.90	\$272.93	\$289.48	\$352.45	\$352.35	\$352.27	\$31.33	-\$62.77	\$355.77	\$468.46	\$308.72	
% Gain/Loss	1.08	1.35	2.20	2.38	2.57	2.73	2.89	3.52	3.52	3.52	0.31	-0.63	3.56	4.68	3.09	GRADING: Green: A & B (top 16%) Yellow: C+ (upper middle 34%) Orange: C- (lower middle 34%) Red: D & F (bottom 16%)
% Gain/Loss	D/F	C-	C-	C-	C+	C+	C+	C+	C+	C+	D/F	D/F	C+	A/B	C+	Normal (Bell) Curve: http://evolutionaryparenting.com/wp-content/uploads/2013
	min =	-0.63			max =	4.68					avg =	2.45		std dev =	1.36	
											avg - std dev =	1.10		avg + std dev =	3.81	

Larry's Distribution

1%

1%

1%

1%

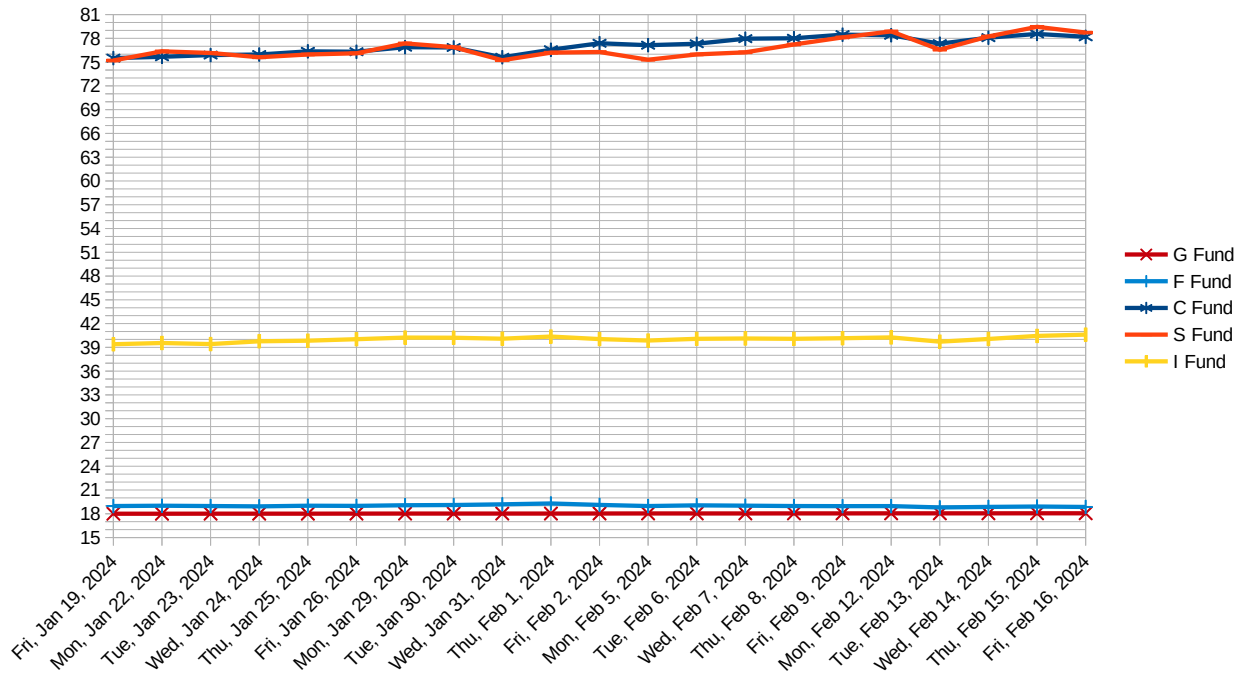
1%

95%

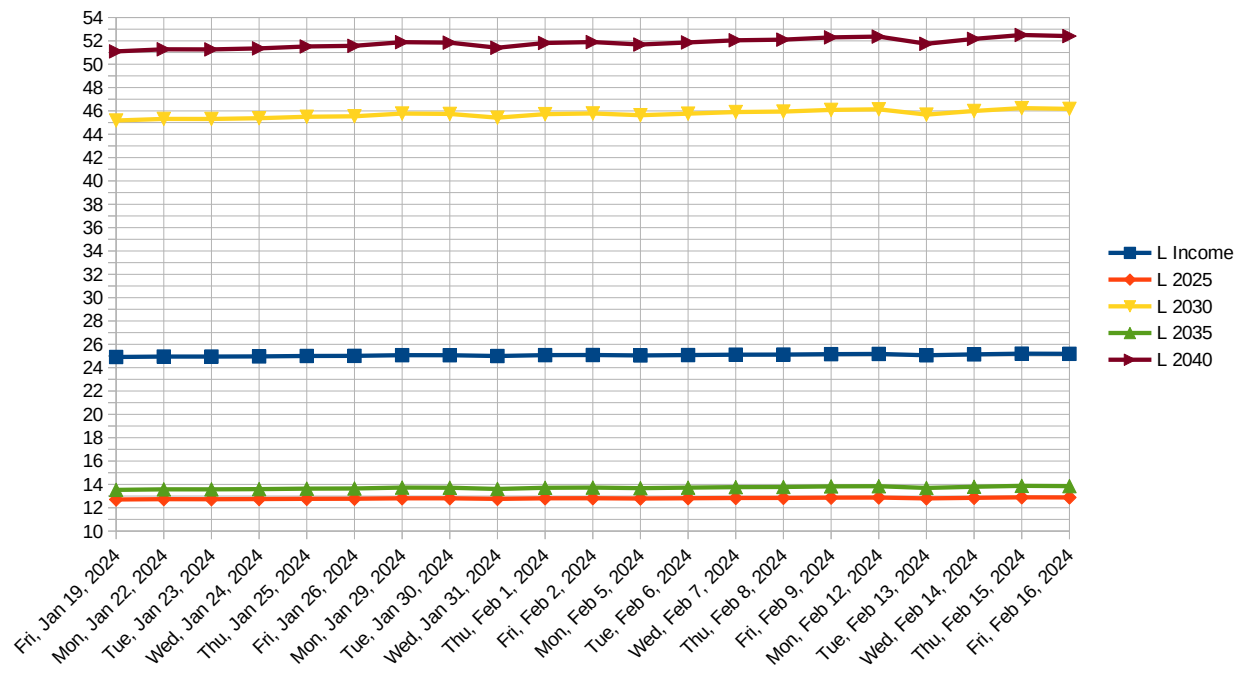
100%

Min & Max	L min =	12.7074	L max =	52.5012	I min =	18.0011	I max =	79.4533
-----------	---------	---------	---------	---------	---------	---------	---------	---------

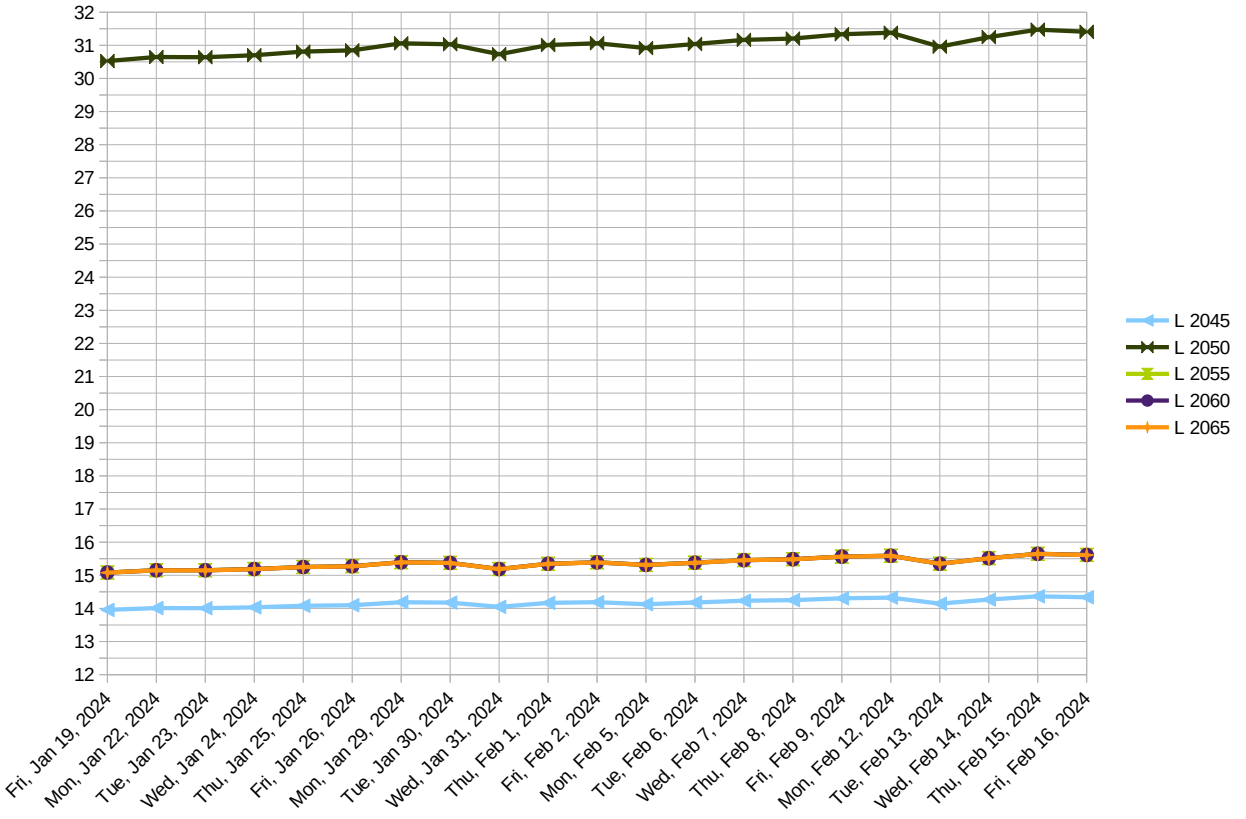
21 Business Days (~ 1 month)



21 Business Days (~ 1 month)



21 Business Days (~ 1 month)



US Government - Thrift Savings Plan (TSP)
TSP Daily Share Prices & Trendlines
250 Business Days (~ 12 months)
<https://www.tsp.gov/investmentfunds/shareprice/sharePriceHistory.shtml>
 Feb 17, 2023 - to - Feb 16, 2024

Date	L Income	L 2025	L 2030	L 2035	L 2040	L 2045	L 2050	L 2055	L 2060	L 2065	G Fund	F Fund	C Fund	S Fund	I Fund	Comments
Fri, Feb 17, 2023	23.3684	11.7959	40.9522	12.2004	45.8283	12.4629	27.1368	13.1949	13.1935	13.1919	17.3228	18.4325	62.7279	68.8575	36.5235	
Tue, Feb 21, 2023	23.2675	11.7161	40.5222	12.0590	45.2497	12.2940	26.7459	12.9741	12.9727	12.9710	17.3298	18.2692	61.4713	66.9527	36.2348	
Wed, Feb 22, 2023	23.2589	11.7080	40.4735	12.0431	45.1845	12.2751	26.7017	12.9455	12.9441	12.9424	17.3315	18.3092	61.3759	67.2404	36.0234	
Thu, Feb 23, 2023	23.2873	11.7288	40.5791	12.0775	45.3242	12.3156	26.7947	12.9962	12.9948	12.9931	17.3332	18.3706	61.7076	67.5626	36.0756	
Fri, Feb 24, 2023	23.2123	11.6707	40.2708	11.9766	44.9128	12.1960	26.5185	12.8401	12.8387	12.8370	17.3349	18.2678	61.0600	66.8523	35.5315	
Mon, Feb 27, 2023	23.2542	11.7014	40.4276	12.0275	45.1192	12.2557	26.6561	12.9184	12.9170	12.9153	17.3401	18.3009	61.2552	67.0634	35.9464	
Tue, Feb 28, 2023	23.2377	11.6875	40.3499	12.0021	45.0152	12.2255	26.5860	12.8765	12.8751	12.8734	17.3418	18.3132	61.0749	67.0764	35.7603	
Wed, Mar 1, 2023	23.2246	11.6785	40.3076	11.9881	44.9587	12.2092	26.5492	12.8614	12.8599	12.8582	17.3435	18.2054	60.7903	67.0574	35.8888	
Thu, Mar 2, 2023	23.2533	11.7014	40.4323	12.0285	45.1236	12.2569	26.6600	12.9295	12.9280	12.9263	17.3454	18.1510	61.2602	67.3757	35.9680	
Fri, Mar 3, 2023	23.3505	11.7750	40.8166	12.1540	45.6338	12.4050	27.0013	13.1211	13.1196	13.1179	17.3474	18.2889	62.2547	68.4112	36.4297	
Mon, Mar 6, 2023	23.3473	11.7706	40.7868	12.1436	45.5895	12.3914	26.9692	13.1033	13.1018	13.1001	17.3533	18.2616	62.2999	67.5438	36.4365	
Tue, Mar 7, 2023	23.2616	11.7025	40.4176	12.0229	45.0964	12.2481	26.6371	12.9092	12.9078	12.9060	17.3553	18.2367	61.3466	66.7696	35.8593	
Wed, Mar 8, 2023	23.2724	11.7106	40.4602	12.0366	45.1521	12.2641	26.6743	12.9319	12.9305	12.9287	17.3572	18.2200	61.4387	66.7860	35.9602	
Thu, Mar 9, 2023	23.1970	11.6489	40.1189	11.9251	44.6952	12.1310	26.3646	12.7456	12.7441	12.7425	17.3592	18.2902	60.3154	64.8671	35.8353	
Fri, Mar 10, 2023	23.1365	11.5962	39.8158	11.8261	44.2881	12.0120	26.0862	12.5686	12.5673	12.5658	17.3611	18.5027	59.4353	62.8310	35.6020	
Mon, Mar 13, 2023	23.1190	11.5776	39.6972	11.7871	44.1259	11.9643	25.9735	12.4932	12.4920	12.4905	17.3671	18.6474	59.3391	62.0892	35.2352	
Tue, Mar 14, 2023	23.1922	11.6366	40.0204	11.8921	44.5543	12.0886	26.2619	12.6686	12.6673	12.6657	17.3690	18.5252	60.3509	63.1766	35.5420	
Wed, Mar 15, 2023	23.1155	11.5725	39.6619	11.7753	44.0763	11.9495	25.9383	12.4698	12.4686	12.4672	17.3710	18.6960	59.9311	62.1709	34.5130	
Thu, Mar 16, 2023	23.2004	11.6402	40.0294	11.8948	44.5636	12.0909	26.2659	12.6662	12.6649	12.6634	17.3729	18.6100	60.9928	63.1967	34.9633	
Fri, Mar 17, 2023	23.1494	11.5965	39.7814	11.8140	44.2320	11.9942	26.0404	12.5255	12.5243	12.5229	17.3749	18.7669	60.3210	61.7881	34.7143	Fri, Mar 10, 2023 Silicon Valley Bank (SVB) Collapsed
Mon, Mar 20, 2023	23.2062	11.6407	40.0180	11.8905	44.5436	12.0844	26.2495	12.6524	12.6512	12.6497	17.3808	18.6769	60.8596	62.3656	35.1497	
Tue, Mar 21, 2023	23.2846	11.7028	40.3536	11.9998	44.9892	12.2138	26.5495	12.8307	12.8294	12.8278	17.3828	18.6152	61.6538	63.7177	35.6055	
Wed, Mar 22, 2023	23.2328	11.6578	40.0957	11.9157	44.6439	12.1132	26.3143	12.6820	12.6808	12.6794	17.3848	18.8031	60.6434	62.0341	35.6406	
Thu, Mar 23, 2023	23.2517	11.6710	40.1604	11.9367	44.7283	12.1374	26.3695	12.7110	12.7098	12.7084	17.3867	18.8547	60.8290	61.8586	35.7554	
Fri, Mar 24, 2023	23.2555	11.6731	40.1682	11.9391	44.7374	12.1399	26.3750	12.7133	12.7121	12.7107	17.3887	18.8663	61.1729	62.1188	35.4197	
Mon, Mar 27, 2023	23.2750	11.6896	40.2627	11.9693	44.8614	12.1759	26.4597	12.7729	12.7717	12.7702	17.3946	18.6854	61.2737	62.6866	35.6894	
Tue, Mar 28, 2023	23.2798	11.6931	40.2815	11.9753	44.8857	12.1829	26.4761	12.7841	12.7828	12.7813	17.3966	18.6560	61.1789	62.6848	35.8596	
Wed, Mar 29, 2023	23.3559	11.7524	40.5983	12.0785	45.3060	12.3049	26.7582	12.9487	12.9474	12.9459	17.3985	18.6574	62.0498	63.6151	36.2361	Wed, Mar 22, 2023 Federal Reserve raised the interest rate 0.25%
Thu, Mar 30, 2023	23.4055	11.7901	40.7963	12.1429	45.5680	12.3807	26.9332	13.0487	13.0475	13.0459	17.4005	18.6927	62.4126	63.7964	36.6939	
Fri, Mar 31, 2023	23.4821	11.8485	41.1032	12.2432	45.9764	12.4994	27.2073	13.2041	13.2028	13.2013	17.4025	18.7793	63.3162	65.1315	36.8714	
Mon, Apr 3, 2023	23.5149	11.8702	41.2093	12.2773	46.1137	12.5389	27.2972	13.2512	13.2500	13.2485	17.4084	18.8608	63.5507	64.9569	37.0917	
Tue, Apr 4, 2023	23.4987	11.8559	41.1200	12.2480	45.9925	12.5033	27.2134	13.1967	13.1955	13.1941	17.4101	18.9429	63.1879	63.9885	37.1779	
Wed, Apr 5, 2023	23.4752	11.8366	41.0049	12.2103	45.8367	12.4577	27.1065	13.1305	13.1293	13.1279	17.4118	18.9955	63.0382	63.2345	36.9416	
Thu, Apr 6, 2023	23.4936	11.8500	41.0783	12.2341	45.9336	12.4857	27.1713	13.1688	13.1676	13.1662	17.4136	18.9885	63.2769	63.3117	37.0376	
Mon, Apr 10, 2023	23.4907	11.8479	41.0681	12.2302	45.9175	12.4810	27.1614	13.1708	13.1696	13.1681	17.4205	18.8465	63.3415	63.9086	36.8557	
Tue, Apr 11, 2023	23.5145	11.8652	41.1615	12.2607	46.0422	12.5173	27.2455	13.2191	13.2178	13.2164	17.4223	18.8640	63.3385	64.3619	37.1425	
Wed, Apr 12, 2023	23.5150	11.8645	41.1525	12.2576	46.0289	12.5132	27.2355	13.2112	13.2099	13.2085	17.4240	18.8948	63.0778	63.8884	37.4084	
Thu, Apr 13, 2023	23.5908	11.9220	41.4740	12.3625	46.4570	12.6376	27.5240	13.3822	13.3810	13.3795	17.4257	18.8658	63.9243	64.8242	37.9032	
Fri, Apr 14, 2023	23.5673	11.9048	41.3823	12.3322	46.3333	12.6015	27.4408	13.3383	13.3370	13.3355	17.4274	18.7807	63.7909	64.2217	37.7565	
Mon, Apr 17, 2023	23.5764	11.9115	41.4200	12.3441	46.3818	12.6155	27.4739	13.3629	13.3616	13.3600	17.4326	18.6906	64.0027	64.8020	37.6402	
Tue, Apr 18, 2023	23.5947	11.9245	41.4889	12.3665	46.4727	12.6418	27.5345	13.3971	13.3958	13.3942	17.4344	18.7118	64.0576	64.7587	37.8820	
Wed, Apr 19, 2023	23.5892	11.9201	41.4633	12.3580	46.4378	12.6316	27.5109	13.3844	13.3830	13.3814	17.4361	18.6911	64.0519	64.8376	37.7652	
Thu, Apr 20, 2023	23.5743	11.9070	41.3812	12.3311	46.3269	12.5992	27.4348	13.3346	13.3333	13.3318	17.4378	18.7667	63.6770	64.3832	37.7867	
Fri, Apr 21, 2023	23.5830	11.9135	41.4176	12.3429	46.3747	12.6130	27.4669	13.3552	13.3539	13.3523	17.4395	18.7377	63.7364	64.3947	37.9012	
Mon, Apr 24, 2023	23.6019	11.9249	41.4685	12.3592	46.4395	12.6315	27.5084	13.3744	13.3731	13.3716	17.4448	18.8137	63.7911	64.2247	38.0490	
Tue, Apr 25, 2023	23.5227	11.8619	41.1022	12.2394	45.9480	12.4881	27.1741	13.1694	13.1682	13.1667	17.4465	18.9424	62.7851	62.6495	37.6094	
Wed, Apr 26, 2023	23.5002	11.8453	41.0127	12.2099	45.8274	12.4530	27.0931	13.1259	13.1247	13.1232	17.4482	18.8703	62.5441	62.3112	37.5443	
Thu, Apr 27, 2023	23.5845	11.9100	41.3778	12.3288	46.3131	12.5940	27.4203	13.3228	13.3215	13.3199	17.4499	18.7875	63.7692	63.1739	37.8927	
Fri, Apr 28, 2023	23.6310	11.9420	41.5410	12.3819	46.5279	12.6561	27.5628	13.3996	13.3983	13.3968	17.4552	18.8923	64.3024	63.7099	37.9281	
Mon, May 1, 2023	23.6132	11.9307	41.4901	12.3649	46.4594	12.6362	27.5183	13.3844	13.3831	13.3815	17.4569	18.7097	64.2768	63.7492	37.8217	
Tue, May 2, 2023	23.5625	11.8887	41.2374	12.2823	46.1197	12.5370	27.2861	13.2366	13.2353	13.2339	17.4586	18.8880	63.5325	62.5949	37.5239	
Wed, May 3, 2023	23.5570	11.8827	41.1951	12.2686	46.0630	12.5206	27.2472	13.2082	13.2070	13.2056	17.4603	18.9744	63.0898	62.6068	37.6661	
Thu, May 4, 2023	23.5210	11.8552	41.0418	12.2183	45.8572	12.4606	27.1082	13.1284	13.1272	13.1258	17.4621	18.9403	62.6413	61.9728	37.5526	
Fri, May 5, 2023	23.6164	11.9281	41.4512	12.3519	46.4032	12.6194	27.4768	13.3481	13.3469	13.3454	17.4638	18.8824	63.8020	63.3533	38.0201	
Mon, May 8, 2023	23.6204	11.9310	41.4679	12.3569	46.4230	12.6249	27.4902	13.3614	13.3601	13.3586	17.4691	18.7848	63.8320	63.4600	38.0800	
Tue, May 9, 2023	23.5987	11.9142	41.3735	12.3259	46.2963	12.5881	27.4049	13.3124	13.3110	13.3095	17.4708	18.7636	63.5443	63.3500	37.9533	
Wed, May 10, 2023	23.6228	11.9302	41.4516	12.3515	46.3998	12.6181	27.4731	13.3453	13.3441	13.3426	17.4725	18.8773	63.8312	63.6510	37.8998	Wed, May 3, 2023 Federal Reserve raised the interest rate 0.25%
Thu, May 11, 2023	23.6092	11.9184	41.3792	12.3277	46.3016	12.5892	27.4055	13.3023	13.3011	13.2996	17.4743	18.9267	63.7353	63.2340	37.7281	
Fri, May 12,																

Wed, May 31, 2023	23.6035	11.9061	41.2798	12.2922	46.1498	12.5433	27.2976	13.2493	13.2479	13.2463	17.5091	18.6851	64.5790	63.9907	36.4059
Thu, Jun 1, 2023	23.6786	11.9621	41.5876	12.3927	46.5599	12.6625	27.5735	13.4090	13.4076	13.4060	17.5108	18.7260	65.2265	64.6622	36.9878
Fri, Jun 2, 2023	23.7645	12.0285	41.9642	12.5157	47.0634	12.8092	27.9149	13.6154	13.6139	13.6123	17.5127	18.6319	66.1783	66.5917	37.4047
Mon, Jun 5, 2023	23.7545	12.0189	41.9026	12.4951	46.9775	12.7838	27.8552	13.5796	13.5782	13.5765	17.5183	18.6328	66.0472	66.0875	37.3440
Tue, Jun 6, 2023	23.7891	12.0446	42.0432	12.5412	47.1667	12.8392	27.9840	13.6543	13.6529	13.6512	17.5202	18.6533	66.2041	67.3138	37.5298
Wed, Jun 7, 2023	23.7621	12.0251	41.9392	12.5071	47.0279	12.7990	27.8920	13.6058	13.6043	13.6026	17.5221	18.5597	65.9539	67.7796	37.2473
Thu, Jun 8, 2023	23.8068	12.0571	42.1098	12.5628	47.2545	12.8647	28.0431	13.6896	13.6882	13.6865	17.5239	18.6424	66.3693	67.7368	37.5767
Fri, Jun 9, 2023	23.8042	12.0551	42.0986	12.5588	47.2378	12.8596	28.0313	13.6848	13.6834	13.6817	17.5258	18.6042	66.4473	67.3718	37.5563
Mon, Jun 12, 2023	23.8557	12.0920	42.2958	12.6230	47.4987	12.9352	28.2060	13.7855	13.7840	13.7823	17.5314	18.6371	67.0671	67.9313	37.7171
Tue, Jun 13, 2023	23.9017	12.1279	42.5025	12.6904	47.7754	13.0159	28.3942	13.9020	13.9005	13.8988	17.5333	18.5523	67.5346	68.7934	38.0648
Wed, Jun 14, 2023	23.9152	12.1371	42.5500	12.7058	47.8372	13.0336	28.4346	13.9244	13.9229	13.9211	17.5351	18.5729	67.6052	68.3651	38.2786
Thu, Jun 15, 2023	23.9901	12.1921	42.8490	12.8037	48.2372	13.1500	28.7039	14.0770	14.0755	14.0738	17.5370	18.6786	68.4399	69.1843	38.6144
Fri, Jun 16, 2023	23.9715	12.1778	42.7688	12.7772	48.1282	13.1181	28.6298	14.0353	14.0338	14.0321	17.5389	18.6405	68.1900	68.7498	38.5888
Tue, Jun 20, 2023	23.9352	12.1468	42.5797	12.7147	47.8699	13.0423	28.4525	13.9268	13.9254	13.9237	17.5464	18.6773	67.8681	68.3011	38.0935
Wed, Jun 21, 2023	23.9200	12.1344	42.5052	12.6902	47.7688	13.0127	28.3834	13.8847	13.8832	13.8816	17.5483	18.6917	67.5163	67.9261	38.1330
Thu, Jun 22, 2023	23.9115	12.1285	42.4768	12.6805	47.7288	13.0008	28.3561	13.8742	13.8727	13.8709	17.5501	18.6002	67.7731	67.5977	37.9164
Fri, Jun 23, 2023	23.8527	12.0819	42.2051	12.5914	47.3628	12.8939	28.1066	13.7219	13.7204	13.7187	17.5520	18.6667	67.2540	66.7245	37.3309
Mon, Jun 26, 2023	23.8484	12.0763	42.1635	12.5775	47.3048	12.8768	28.0665	13.6956	13.6942	13.6925	17.5576	18.6968	66.9539	66.8825	37.3317
Tue, Jun 27, 2023	23.9113	12.1214	42.4352	12.6663	47.6684	12.9828	28.3129	13.8437	13.8422	13.8405	17.5595	18.6581	67.7208	68.0152	37.6207
Wed, Jun 28, 2023	23.9226	12.1347	42.4698	12.6777	47.7143	12.9962	28.3435	13.8584	13.8570	13.8553	17.5614	18.7084	67.6969	68.3261	37.6849
Thu, Jun 29, 2023	23.9309	12.1398	42.5253	12.6955	47.7882	13.0178	28.3951	13.8983	13.8967	13.8950	17.5632	18.5611	68.0076	68.8545	37.6328
Fri, Jun 30, 2023	24.0039	12.1940	42.8237	12.7931	48.1866	13.1336	28.6631	14.0531	14.0516	14.0499	17.5651	18.6172	68.8445	69.3086	38.0681
Mon, Jul 3, 2023	24.0133	12.1999	42.8531	12.8023	48.2235	13.1441	28.6876	14.0697	14.0682	14.0664	17.5707	18.5769	68.9285	69.6303	38.0608
Wed, Jul 5, 2023	23.9789	12.1744	42.7046	12.7531	48.0212	13.0848	28.5500	13.9923	13.9908	13.9890	17.5746	18.5034	68.8013	69.0374	37.6901
Thu, Jul 6, 2023	23.8994	12.1170	42.3776	12.6455	47.5804	12.9561	28.2516	13.8230	13.8214	13.8195	17.5765	18.3788	68.2614	68.0180	37.0282
Fri, Jul 7, 2023	23.9111	12.1253	42.4239	12.6607	47.6429	12.9745	28.2947	13.8488	13.8471	13.8453	17.5785	18.3742	68.0764	68.6900	37.2301
Mon, Jul 10, 2023	23.9468	12.1490	42.5478	12.7011	47.8070	13.0223	28.4048	13.9094	13.9078	13.9059	17.5843	18.4385	68.2399	69.6977	37.3488
Tue, Jul 11, 2023	24.0007	12.1877	42.7678	12.7731	48.1017	13.1082	28.6041	14.0255	14.0239	14.0220	17.5862	18.4682	68.7006	70.6988	37.6648
Wed, Jul 12, 2023	24.0841	12.2462	43.0912	12.8792	48.5343	13.2341	28.8948	14.1877	14.1862	14.1844	17.5881	18.6216	69.2107	71.2102	38.4014
Thu, Jul 13, 2023	24.1672	12.3051	43.4224	12.9878	48.9782	13.3634	29.1941	14.3581	14.3566	14.3548	17.5901	18.7318	69.8035	72.0356	39.0693
Fri, Jul 14, 2023	24.1430	12.2877	43.3244	12.9552	48.8445	13.3242	29.1032	14.3088	14.3072	14.3055	17.5920	18.6543	69.7345	71.3406	38.8917
Mon, Jul 17, 2023	24.1639	12.3012	43.3926	12.9773	48.9337	13.3500	29.1627	14.3422	14.3407	14.3389	17.5978	18.6769	70.0036	72.0267	38.7854
Tue, Jul 18, 2023	24.2119	12.3358	43.5911	13.0423	49.2001	13.4277	29.3433	14.4485	14.4469	14.4451	17.5998	18.6938	70.5015	72.8049	39.0442
Wed, Jul 19, 2023	24.2266	12.3452	43.6382	13.0578	49.2628	13.4460	29.3849	14.4692	14.4677	14.4659	17.6017	18.7521	70.6685	73.1168	39.0026
Thu, Jul 20, 2023	24.1808	12.3123	43.4515	12.9961	49.0096	13.3719	29.2133	14.3737	14.3722	14.3704	17.6036	18.6455	70.1974	72.2722	38.8218
Fri, Jul 21, 2023	24.1841	12.3139	43.4569	12.9977	49.0157	13.3735	29.2167	14.3747	14.3732	14.3714	17.6055	18.6571	70.2201	72.1244	38.8425
Mon, Jul 24, 2023	24.1974	12.3223	43.4989	13.0110	49.0687	13.3885	29.2512	14.3963	14.3947	14.3929	17.6114	18.6334	70.5044	72.1292	38.7806
Tue, Jul 25, 2023	24.2163	12.3359	43.5775	13.0365	49.1733	13.4189	29.3220	14.4395	14.4379	14.4361	17.6133	18.6144	70.7047	72.2457	38.9313
Wed, Jul 26, 2023	24.2258	12.3417	43.6042	13.0453	49.2086	13.4293	29.3454	14.4499	14.4484	14.4465	17.6152	18.6653	70.6948	72.5871	38.9458
Thu, Jul 27, 2023	24.1833	12.3118	43.4387	12.9905	48.9842	13.3635	29.1936	14.3691	14.3675	14.3656	17.6172	18.5164	70.2457	71.6543	38.8820
Fri, Jul 28, 2023	24.2467	12.3571	43.6964	13.0751	49.3307	13.4647	29.4283	14.5045	14.5029	14.5010	17.6191	18.5820	70.9459	72.6930	39.1484
Mon, Jul 31, 2023	24.2660	12.3694	43.7577	13.0949	49.4108	13.4880	29.4819	14.5344	14.5328	14.5310	17.6249	18.6043	71.0523	73.4061	39.1413
Tue, Aug 1, 2023	24.2277	12.3420	43.6036	13.0440	49.2020	13.4269	29.3407	14.4570	14.4553	14.4534	17.6269	18.4987	70.8648	73.1095	38.7558
Wed, Aug 2, 2023	24.1277	12.2685	43.1728	12.9023	48.6200	13.2568	28.9449	14.2243	14.2226	14.2207	17.6289	18.4426	69.8850	71.8330	38.0070
Thu, Aug 3, 2023	24.1034	12.2517	43.0826	12.8723	48.4974	13.2209	28.8626	14.1833	14.1815	14.1796	17.6308	18.3188	69.7102	71.6307	37.8756
Fri, Aug 4, 2023	24.1053	12.2504	43.0581	12.8645	48.4638	13.2110	28.8379	14.1583	14.1566	14.1547	17.6328	18.4709	69.8357	71.4617	38.0032
Mon, Aug 7, 2023	24.1541	12.2847	43.2515	12.9273	48.7198	13.2853	29.0100	14.2616	14.2599	14.2580	17.6389	18.4477	69.9736	71.7269	38.2463
Tue, Aug 8, 2023	24.1272	12.2634	43.1181	12.8835	48.5391	13.2323	28.8859	14.1834	14.1818	14.1799	17.6409	18.5100	69.6795	71.0740	38.0127
Wed, Aug 9, 2023	24.1016	12.2437	42.9976	12.8439	48.3758	13.1845	28.7742	14.1155	14.1139	14.1120	17.6429	18.5294	69.1951	70.4343	38.0083
Thu, Aug 10, 2023	24.1082	12.2494	43.0380	12.8567	48.4288	13.1999	28.8108	14.1442	14.1425	14.1406	17.6449	18.4205	69.2207	70.3124	38.2391
Fri, Aug 11, 2023	24.0849	12.2327	42.9435	12.8255	48.3009	13.1625	28.7245	14.0971	14.0954	14.0934	17.6469	18.3534	69.1565	70.2391	37.9419
Mon, Aug 14, 2023	24.0969	12.2400	42.9786	12.8365	48.3443	13.1747	28.7525	14.1145	14.1128	14.1108	17.6529	18.3322	69.5587	70.3264	37.7351
Tue, Aug 15, 2023	24.0281	12.1894	42.6839	12.7397	47.9474	13.0589	28.4834	13.9571	13.9554	13.9534	17.6549	18.2913	68.7663	69.4049	37.3461
Wed, Aug 16, 2023	23.9784	12.1530	42.4732	12.6704	47.6633	12.9759	28.2908	13.8459	13.8441	13.8421	17.6569	18.2386	68.2572	68.6875	37.0454
Thu, Aug 17, 2023	23.9319	12.1184	42.2700	12.6036	47.3894	12.8959	28.1048	13.7363	13.7346	13.7326	17.6589	18.2220	67.7433	67.8380	36.7892
Fri, Aug 18, 2023	23.9366	12.1208	42.2776	12.6061	47.3990	12.8987	28.1108	13.7372	13.7355	13.7335	17.6609	18.2605	67.7379	68.1665	36.7288
Mon, Aug 21, 2023	23.9659	12.1417	42.3975	12.6446	47.5557	12.9439	28.2160	13.8046	13.8028	13.8008	17.6669	18.1725	68.2051	68.2756	36.8578
Tue, Aug 22, 2023	23.9580	12.1351	42.3547	12.6305	47.4974	12.9268	28.1759	13.7795	13.7777	13.7757	17.6689	18.1902	68.0168	68.0369	36.8641
Wed, Aug 23, 2023	24.0347	12.1883	42.6457	12.7259	47.8859	13.0398	28.4363	13.9228	13.9211	13.9191	17.6709	18.3557	68.7688	68.8584	37.1939
Thu, Aug 24, 2023	23.9538	12.1292	42.3036	12.6138	47.4270	12.9061	28.1263	13.7420	13.7403	13.7384	17.6729	18.3086	67.8457	67.9082	36.7345
Fri, Aug 25, 2023	23.9864	12.1525	42.4357	12.6568	47.6028	12.9572	28.2446	13.8117	13.8100	13.8081	17.6749	18.3117	68.3159	68.2398	36.8297
Mon, Aug 28, 2023	24.0434	12.1919													

Wed, Sep 20, 2023	24.0645	12.1946	42.6033	12.7074	47.7969	13.0106	28.3637	13.8803	13.8786	13.8765	17.7283	18.2480	68.3417	67.9077	37.4073
Thu, Sep 21, 2023	23.9589	12.1182	42.1666	12.5641	47.2103	12.8396	27.9675	13.6531	13.6513	13.6492	17.7303	18.1264	67.2229	66.5637	36.8311
Fri, Sep 22, 2023	23.9569	12.1152	42.1402	12.5554	47.1740	12.8289	27.9418	13.6332	13.6315	13.6294	17.7324	18.1937	67.0697	66.4617	36.8195
Mon, Sep 25, 2023	23.9561	12.1146	42.1388	12.5543	47.1688	12.8272	27.9384	13.6388	13.6370	13.6349	17.7386	18.0669	67.3407	66.6921	36.5989
Tue, Sep 26, 2023	23.8767	12.0562	41.7998	12.4434	46.7150	12.6951	27.6321	13.4589	13.4570	13.4549	17.7407	18.0485	66.3528	65.8287	36.1784
Wed, Sep 27, 2023	23.8754	12.0558	41.8011	12.4436	46.7165	12.6957	27.6343	13.4645	13.4626	13.4605	17.7428	17.9792	66.3691	66.4175	36.0820
Thu, Sep 28, 2023	23.9222	12.0887	41.9835	12.5032	46.9593	12.7662	27.7972	13.5573	13.5555	13.5534	17.7448	18.0275	66.7689	67.0891	36.3359
Fri, Sep 29, 2023	23.9132	12.0811	41.9348	12.4870	46.8922	12.7466	27.7514	13.5306	13.5287	13.5266	17.7490	18.0170	66.5900	66.9696	36.2968
Mon, Sep 22, 2023	23.8678	12.0497	41.7526	12.4268	46.6456	12.6745	27.5848	13.4398	13.4379	13.4357	17.7531	17.8913	66.5952	66.1459	35.7699
Tue, Oct 3, 2023	23.7739	11.9850	41.3772	12.3036	46.1427	12.5280	27.2464	13.2488	13.2469	13.2447	17.7555	17.7489	65.6854	64.8305	35.3023
Wed, Oct 4, 2023	23.8156	12.0122	41.5233	12.3514	46.3362	12.5841	27.3748	13.3169	13.3149	13.3128	17.7578	17.8660	66.2179	65.2107	35.3220
Thu, Oct 5, 2023	23.8320	12.0230	41.5830	12.3707	46.4145	12.6067	27.4269	13.3469	13.3450	13.3428	17.7601	17.8728	66.1431	65.1397	35.6269
Fri, Oct 6, 2023	23.8983	12.0696	41.8627	12.4617	46.7859	12.7145	27.6773	13.4984	13.4964	13.4942	17.7624	17.8067	66.9353	65.9699	35.9926
Tue, Oct 10, 2023	24.0013	12.1374	42.2353	12.5830	47.2783	12.8572	28.0054	13.6809	13.6789	13.6767	17.7718	17.9647	67.7103	67.1241	36.5341
Wed, Oct 11, 2023	24.0314	12.1568	42.3390	12.6168	47.4152	12.8967	28.0960	13.7288	13.7269	13.7248	17.7741	18.0472	68.0042	67.2202	36.6489
Thu, Oct 12, 2023	23.9738	12.1176	42.1158	12.5432	47.1143	12.8089	27.8934	13.6186	13.6167	13.6145	17.7764	17.8928	67.5864	65.9132	36.4147
Fri, Oct 13, 2023	23.9376	12.0906	41.9418	12.4863	46.8803	12.7406	27.7335	13.5182	13.5163	13.5142	17.7788	17.9787	67.2484	65.2881	36.0398
Mon, Oct 16, 2023	23.9952	12.1303	42.1764	12.5623	47.1903	12.8305	27.9427	13.6469	13.6450	13.6427	17.7858	17.8913	67.9629	66.3857	36.2326
Tue, Oct 17, 2023	23.9660	12.1319	42.1949	12.5681	47.2146	12.8377	27.9607	13.6654	13.6633	13.6610	17.7881	17.7666	66.9728	66.2550	36.2550
Wed, Oct 18, 2023	23.8997	12.0647	41.7980	12.4380	46.6824	12.6827	27.6015	13.4580	13.4560	13.4536	17.7904	17.6844	67.0461	65.4501	35.7061
Thu, Oct 19, 2023	23.8437	12.0257	41.5685	12.3626	46.3741	12.5928	27.3934	13.3393	13.3373	13.3349	17.7927	17.6115	66.4821	64.4962	35.4434
Fri, Oct 20, 2023	23.7780	11.9785	41.2779	12.2677	45.9855	12.4797	27.1305	13.1802	13.1782	13.1759	17.7951	17.6679	65.6473	63.6398	35.0579
Mon, Oct 23, 2023	23.7824	11.9789	41.2620	12.2621	45.9604	12.4719	27.1108	13.1634	13.1614	13.1592	17.8021	17.7386	65.5366	63.1346	35.1227
Tue, Oct 24, 2023	23.8249	12.0073	41.4205	12.3138	46.1701	12.5327	27.2508	13.2416	13.2397	13.2375	17.8044	17.7990	66.0143	63.6982	35.2261
Wed, Oct 25, 2023	23.7437	11.9515	41.0995	12.2087	45.7415	12.4081	26.9632	13.0805	13.0785	13.0763	17.8068	17.6691	65.0678	62.3435	35.0284
Thu, Oct 26, 2023	23.7051	11.9227	40.9141	12.1484	45.4949	12.3366	26.7964	12.9750	12.9730	12.9708	17.8091	17.7837	64.2985	62.3733	34.8083
Fri, Oct 27, 2023	23.6767	11.9022	40.7887	12.1073	45.3266	12.2875	26.6825	12.9076	12.9057	12.9035	17.8114	17.7871	63.9912	61.7108	34.6764
Mon, Oct 30, 2023	23.7470	11.9499	41.0624	12.1959	45.6860	12.3913	26.9224	13.0499	13.0479	13.0457	17.8184	17.7504	64.7653	62.1961	35.0590
Tue, Oct 31, 2023	23.7799	11.9725	41.1936	12.2384	45.8590	12.4415	27.0384	13.1187	13.1167	13.1145	17.8208	17.7327	65.1891	62.7792	35.1280
Wed, Nov 1, 2023	23.8561	12.0229	41.4708	12.3288	46.2257	12.5475	27.2818	13.2506	13.2486	13.2465	17.8231	17.9043	65.8741	63.1101	35.5299
Thu, Nov 2, 2023	23.9846	12.1107	41.9749	12.4932	46.8949	12.7417	27.7299	13.5068	13.5048	13.5027	17.8255	18.0142	67.1201	64.6338	36.1882
Fri, Nov 3, 2023	24.0695	12.1680	42.2992	12.5992	47.3266	12.8672	28.0194	13.6690	13.6671	13.6650	17.8279	18.1398	67.7535	66.2469	36.5816
Mon, Nov 6, 2023	24.0624	12.1621	42.2596	12.5855	47.2687	12.8497	27.9789	13.6494	13.6475	13.6454	17.8353	18.0589	67.8745	65.4909	36.5044
Tue, Nov 7, 2023	24.0689	12.1649	42.2640	12.5869	47.2736	12.8510	27.9807	13.6446	13.6427	13.6406	17.8377	18.1480	68.0685	65.7768	36.2489
Wed, Nov 8, 2023	24.0714	12.1653	42.2560	12.5842	47.2611	12.8471	27.9706	13.6326	13.6305	13.6283	17.8401	18.2077	68.1398	65.3721	36.2022
Thu, Nov 9, 2023	24.0325	12.1391	42.1096	12.5359	47.0638	12.7895	27.8382	13.5651	13.5632	13.5610	17.8425	18.0669	67.6016	64.4925	36.2846
Fri, Nov 10, 2023	24.0980	12.1840	42.3715	12.6212	47.4117	12.8905	28.0717	13.7013	13.6993	13.6972	17.8449	18.0891	68.6674	65.2391	36.3361
Mon, Nov 13, 2023	24.1068	12.1883	42.3846	12.6250	47.4255	12.8942	28.0796	13.7048	13.7028	13.7007	17.8523	18.0954	68.6141	65.2409	36.4041
Tue, Nov 14, 2023	24.2769	12.3045	43.0547	12.8445	48.3215	13.1551	28.6828	14.0474	14.0455	14.0434	17.8547	18.3099	69.9367	68.1010	37.3679
Wed, Nov 15, 2023	24.2799	12.3073	43.0775	12.8516	48.3508	13.1635	28.7034	14.0660	14.0641	14.0619	17.8572	18.2064	70.0608	68.3315	37.3664
Thu, Nov 16, 2023	24.2813	12.3063	43.0573	12.8448	48.3214	13.1545	28.6808	14.0458	14.0439	14.0418	17.8596	18.3065	70.1602	67.5634	37.2970
Fri, Nov 17, 2023	24.3253	12.3364	43.2315	12.9018	48.5543	13.2224	28.8382	14.1370	14.1352	14.1331	17.8620	18.3358	70.2515	68.2675	37.7726
Mon, Nov 20, 2023	24.3755	12.3694	43.4143	12.9612	48.7953	13.2922	28.9992	14.2296	14.2278	14.2257	17.8694	18.3682	70.7779	68.7254	37.9222
Tue, Nov 21, 2023	24.3583	12.3564	43.3307	12.9336	48.6815	13.2588	28.9210	14.1819	14.1801	14.1780	17.8718	18.3841	70.6360	68.2231	37.8250
Wed, Nov 22, 2023	24.3917	12.3722	43.4211	12.9631	48.8017	13.2937	29.0020	14.2293	14.2274	14.2253	17.8743	18.3923	70.9262	68.6717	37.8638
Fri, Nov 24, 2023	24.4048	12.3880	43.5144	12.9932	48.9246	13.3294	29.0852	14.2822	14.2803	14.2782	17.8792	18.3319	70.9698	69.0654	38.1526
Mon, Nov 27, 2023	24.4062	12.3858	43.4791	12.9813	48.8736	13.3141	29.0479	14.2527	14.2508	14.2487	17.8866	18.4329	70.8323	68.9552	38.0537
Tue, Nov 28, 2023	24.4176	12.3923	43.5075	12.9906	48.9102	13.3246	29.0712	14.2617	14.2599	14.2579	17.8890	18.5010	70.9014	68.8451	38.0913
Wed, Nov 29, 2023	24.4347	12.4026	43.5559	13.0065	48.9749	13.3435	29.1140	14.2803	14.2786	14.2766	17.8914	18.6015	70.8461	69.4755	38.1380
Thu, Nov 30, 2023	24.4482	12.4124	43.6175	13.0264	49.0562	13.3671	29.1694	14.3175	14.3157	14.3137	17.8939	18.5331	71.1354	69.8017	38.1279
Fri, Dec 1, 2023	24.5204	12.4608	43.8906	13.1162	49.4234	13.4744	29.4173	14.4541	14.4524	14.4504	17.8963	18.6929	71.5592	71.5764	38.4578
Mon, Dec 4, 2023	24.4956	12.4424	43.7739	13.0776	49.2643	13.4279	29.3095	14.3928	14.3910	14.3891	17.9030	18.6427	71.1723	71.9952	38.2004
Tue, Dec 5, 2023	24.4885	12.4354	43.7167	13.0587	49.1853	13.4044	29.2533	14.3520	14.3502	14.3483	17.9052	18.7502	71.1348	71.1555	38.0914
Wed, Dec 6, 2023	24.4907	12.4356	43.7081	13.0559	49.1728	13.4007	29.2437	14.3419	14.3402	14.3384	17.9074	18.8134	70.8589	71.0085	38.2600
Thu, Dec 7, 2023	24.5321	12.4644	43.8799	13.1120	49.4022	13.4674	29.3988	14.4349	14.4332	14.4313	17.9096	18.7964	71.4347	71.5249	38.4129
Fri, Dec 8, 2023	24.5509	12.4780	43.9662	13.1400	49.5171	13.5009	29.4773	14.4863	14.4845	14.4826	17.9118	18.7198	71.7290	72.0139	38.4741
Mon, Dec 11, 2023	24.5781	12.4954	44.0605	13.1704	49.6402	13.5365	29.5594	14.5344	14.5326	14.5307	17.9185	18.7211	72.0109	72.3315	38.5538
Tue, Dec 12, 2023	24.6015	12.5109	44.1471	13.1986	49.7550	13.5698	29.6361	14.5775	14.5757	14.5738	17.9207	18.7548	72.3445	72.3667	38.6144
Wed, Dec 13, 2023	24.7159	12.5882	44.5874	13.3435	50.3475	13.7426	30.0357	14.7992	14.7975	14.7957	17.9229	18.9991	73.3334	74.3647	39.1096
Thu, Dec 14, 2023	24.7806	12.6317	44.8338	13.4247	50.6801	13.8400	30.2609	14.9237	14.9221	14.9203	17.9251	19.1431	73.5431	76.1719	39.5129
Fri, Dec 15, 2023	24.7614	12.6177	44.7472	13.3960	50.5615	13.8051	30.1795	14.8762	14.8746	14.8729	17.9274	19.1225	73.5404	75.6853	39.2546
Mon, Dec 18, 2023	24.7784	12.6285</													

Thu, Jan 11, 2024	24.8901	12.6943	45.1060	13.5092	51.0112	13.9329	30.4704	15.0419	15.0402	15.0385	17.9852	19.1425	74.5563	75.2572	39.7984	
Fri, Jan 12, 2024	24.9077	12.7054	45.1677	13.5294	51.0933	13.9567	30.5251	15.0717	15.0700	15.0683	17.9872	19.1833	74.6180	75.0515	40.0185	
Tue, Jan 16, 2024	24.8543	12.6686	44.9344	13.4519	50.7734	13.8628	30.3068	14.9485	14.9450	14.9450	17.9951	19.0598	74.3407	74.4162	39.4296	
Wed, Jan 17, 2024	24.8021	12.6334	44.7145	13.3793	50.4751	13.7755	30.1039	14.8307	14.8290	14.8271	17.9971	19.0027	73.9245	73.8457	38.9751	
Thu, Jan 18, 2024	24.8540	12.6684	44.9349	13.4514	50.7710	13.8618	30.3049	14.9529	14.9511	14.9492	17.9991	19.0681	74.5811	74.3427	39.2923	
Fri, Jan 19, 2024	24.9123	12.7074	45.1759	13.5304	51.0945	13.9561	30.5242	15.0832	15.0814	15.0795	18.0011	19.1831	75.0037	75.2076	39.3886	
Mon, Jan 22, 2024	24.9502	12.7314	45.3122	13.5749	51.2761	14.0091	30.6469	15.1531	15.1513	15.1494	18.0070	19.0157	75.6700	76.3586	39.5505	
Tue, Jan 23, 2024	24.9488	12.7303	45.3063	13.5727	51.2665	14.0061	30.6399	15.1515	15.1497	15.1477	18.0090	19.0749	75.8928	76.1574	39.4102	
Wed, Jan 24, 2024	24.9645	12.7409	45.3733	13.5944	51.3552	14.0318	30.6999	15.1899	15.1880	15.1861	18.0110	19.0338	75.9552	75.6099	39.7639	
Thu, Jan 25, 2024	24.9978	12.7622	45.4962	13.6348	51.5201	14.0798	30.8107	15.2509	15.2491	15.2472	18.0129	19.0106	76.3590	75.9675	39.8397	
Fri, Jan 26, 2024	25.0080	12.7689	45.5374	13.6481	51.5749	14.0957	30.8480	15.2743	15.2725	15.2706	18.0149	19.0909	76.3091	76.1147	40.0255	
Mon, Jan 29, 2024	25.0701	12.8089	45.7706	13.7246	51.8875	14.1869	31.0593	15.3946	15.3928	15.3909	18.0209	19.0763	76.8874	77.3569	40.2321	
Tue, Jan 30, 2024	25.0658	12.8052	45.7409	13.7147	51.8458	14.1745	31.0297	15.3751	15.3733	15.3714	18.0229	19.0995	76.8476	76.8869	40.2111	
Wed, Jan 31, 2024	24.9963	12.7568	45.4197	13.6091	51.4101	14.0468	30.7306	15.1893	15.1876	15.1858	18.0248	19.1863	75.6119	75.2384	40.0913	
Thu, Feb 1, 2024	25.0725	12.8069	45.7223	13.7087	51.8185	14.1661	31.0073	15.3478	15.3462	15.3444	18.0268	19.2942	76.5603	76.1956	40.3611	
Fri, Feb 2, 2024	25.0807	12.8137	45.7809	13.7273	51.8953	14.1883	31.0607	15.3916	15.3898	15.3880	18.0288	19.1138	77.3819	76.2789	40.0436	
Mon, Feb 5, 2024	25.0445	12.7892	45.6291	13.6765	51.6855	14.1265	30.9173	15.3146	15.3128	15.3108	18.0350	19.0698	77.1361	75.2985	39.8567	
Tue, Feb 6, 2024	25.0803	12.8122	45.7618	13.7202	51.8645	14.1789	31.0383	15.3810	15.3792	15.3773	18.0370	19.0589	77.3165	75.9727	40.0769	
Wed, Feb 7, 2024	25.1124	12.8338	45.8989	13.7650	52.0482	14.2324	31.1632	15.4581	15.4563	15.4544	18.0391	19.0226	77.9546	76.2382	40.1189	Wed, Jan 31, 2023 Federal Reserve paused raising interest rates
Thu, Feb 8, 2024	25.1215	12.8401	45.9411	13.7787	52.1051	14.2492	31.2030	15.4852	15.4834	15.4814	18.0411	18.9733	78.0089	77.2269	40.0784	
Fri, Feb 9, 2024	25.1552	12.8628	46.0834	13.8254	52.2970	14.3053	31.3341	15.5649	15.5630	15.5610	18.0432	18.9575	78.4641	78.1166	40.1487	
Mon, Feb 12, 2024	25.1725	12.8731	46.1370	13.8427	52.3669	14.3256	31.3810	15.5917	15.5899	15.5879	18.0493	18.9681	78.3906	78.8746	40.2499	
Tue, Feb 13, 2024	25.0619	12.7993	45.6817	13.6922	51.7475	14.1441	30.9588	15.3495	15.3476	15.3455	18.0514	18.7936	77.3281	76.5646	39.7138	
Wed, Feb 14, 2024	25.1381	12.8499	45.9928	13.7947	52.1689	14.2675	31.2460	15.5173	15.5154	15.5133	18.0534	18.8640	78.0833	78.2375	40.0589	
Thu, Feb 15, 2024	25.1986	12.8901	46.2388	13.8756	52.5012	14.3647	31.4720	15.6495	15.6476	15.6455	18.0554	18.9135	78.5552	79.4533	40.4421	
Fri, Feb 16, 2024	25.1820	12.8789	46.1705	13.8528	52.4071	14.3370	31.4078	15.6148	15.6128	15.6107	18.0575	18.8540	78.1899	78.7308	40.6046	
Date	L Income	L 2025	L 2030	L 2035	L 2040	L 2045	L 2050	L 2055	L 2060	L 2065	G Fund	F Fund	C Fund	S Fund	I Fund	Comments

Date	L Income	L 2025	L 2030	L 2035	L 2040	L 2045	L 2050	L 2055	L 2060	L 2065	G Fund	F Fund	C Fund	S Fund	I Fund	Comments
4 Biz Day Gain/Loss	0.1201	0.0796	0.4888	0.1606	0.6596	0.1929	0.4490	0.2653	0.2652	0.2652	0.0061	0.0604	0.8618	2.1662	0.8908	4 Biz Days
5 Biz Day Gain/Loss	0.0095	0.0058	0.0335	0.0101	0.0402	0.0114	0.0268	0.0231	0.0229	0.0228	0.0082	(0.1141)	(0.2007)	(0.1438)	0.3547	1 Week
10 Biz Day Gain/Loss	0.1375	0.0897	0.5414	0.1763	0.7216	0.2105	0.4905	0.3002	0.3000	0.2999	0.0225	(0.1158)	1.0538	3.4323	0.7479	2 Weeks
15 Biz Day Gain/Loss	0.1119	0.0700	0.3999	0.1282	0.5196	0.1501	0.3485	0.2202	0.2200	0.2198	0.0366	(0.2223)	1.3025	1.3739	0.3725	3 Weeks
21 Biz Day Gain/Loss	0.2697	0.1715	0.9946	0.3224	1.3126	0.3809	0.8836	0.5316	0.5314	0.5312	0.0564	(0.1191)	2.6862	3.5232	1.2160	1 Month

250 Business Days (~ 12 months)

	L Income	L 2025	L 2030	L 2035	L 2040	L 2045	L 2050	L 2055	L 2060	L 2065	G Fund	F Fund	C Fund	S Fund	I Fund	Comments
Min	23.1155	11.5725	39.6619	11.7753	44.0763	11.9495	25.9383	12.4698	12.4686	12.4672	17.3228	17.6115	59.3391	61.7108	34.5130	
Max	25.1986	12.8901	46.2388	13.8756	52.5012	14.3647	31.4720	15.6495	15.6476	15.6455	18.0575	19.2986	78.5552	79.4533	40.6046	
Avg	24.0439	12.1831	42.6305	12.7214	47.8667	13.0344	28.4223	13.9031	13.9014	13.8996	17.6761	18.5608	68.1264	68.6319	37.6263	
Std Deviation	0.532	0.327	1.602	0.511	2.044	0.585	1.338	0.758	0.758	0.758	0.215	0.377	4.590	4.577	1.421	Less Is Better (More Stable)
Min & Max		L min = 11.5725							L max = 52.5012		I min = 17.3228			I max = 79.4533		

Date	L Income	L 2025	L 2030	L 2035	L 2040	L 2045	L 2050	L 2055	L 2060	L 2065	G Fund	F Fund	C Fund	S Fund	I Fund	Comments
Fri, Feb 17, 23	10,000.00	10,000.00	10,000.00	10,000.00	10,000.00	10,000.00	10,000.00	10,000.00	10,000.00	10,000.00	10,000.00	10,000.00	10,000.00	10,000.00	10,000.00	
No. of Shares	427,928	847,752	244,187	819,645	218,206	802,381	368,503	757,869	757,949	758,041	577,274	542,520	159,419	145,227	273,796	
Fri, Feb 16, 24	10,776.09	10,918.12	11,274.24	11,354.38	11,435.53	11,503.74	11,573.88	11,833.97	11,833.71	11,833.55	10,424.12	10,228.67	12,464.93	11,433.87	11,117.39	
\$ Gain/Loss	776.09	918.12	1274.24	1354.38	1435.53	1503.74	1573.88	1833.97	1833.71	1833.55	424.12	228.67	2464.93	1433.87	1117.39	
% Gain/Loss	7.76	9.18	12.74	13.54	14.36	15.04	15.74	18.34	18.34	18.34	4.24	2.29	24.65	14.34	11.17	GRADING: Green: A & B (top 16%) Yellow: C+ (upper middle 34%) Orange: C- (lower middle 34%) Red: D & F (bottom 16%)
	C-	C-	C-	C+	C+	C+	C+	C+	C+	C+	D/F	D/F	A/B	C+	C-	Normal (Bell) Curve: http://evolutionaryparenting.com/wp-content/uploads
% Gain/Loss		min = 2.29			max = 24.65						avg = 13.34			std dev = 5.61		
											avg - std dev = 7.73			avg + std dev = 18.95		

Larry's Distribution

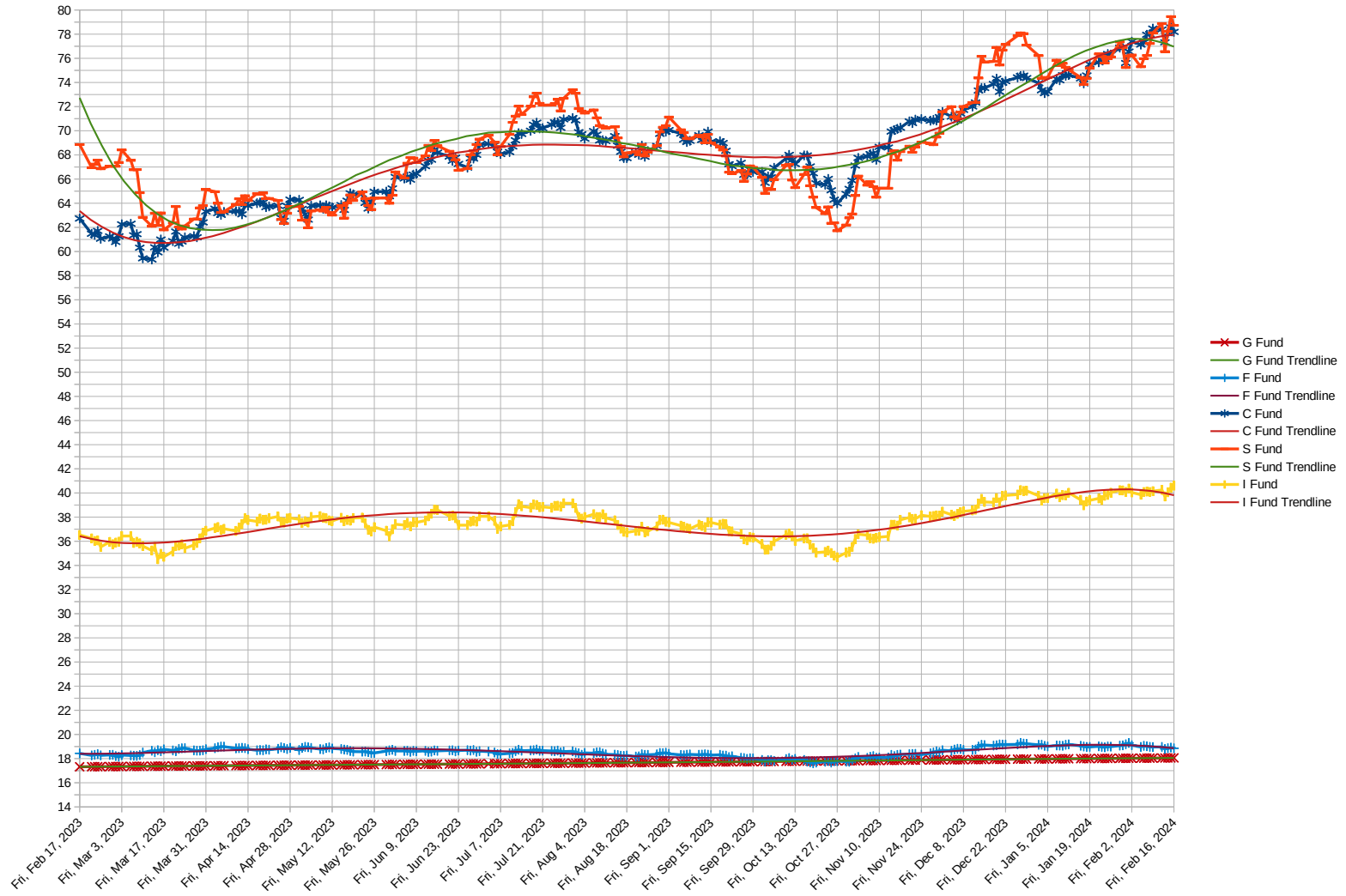
1% 1% 1% 1% 1%

95%

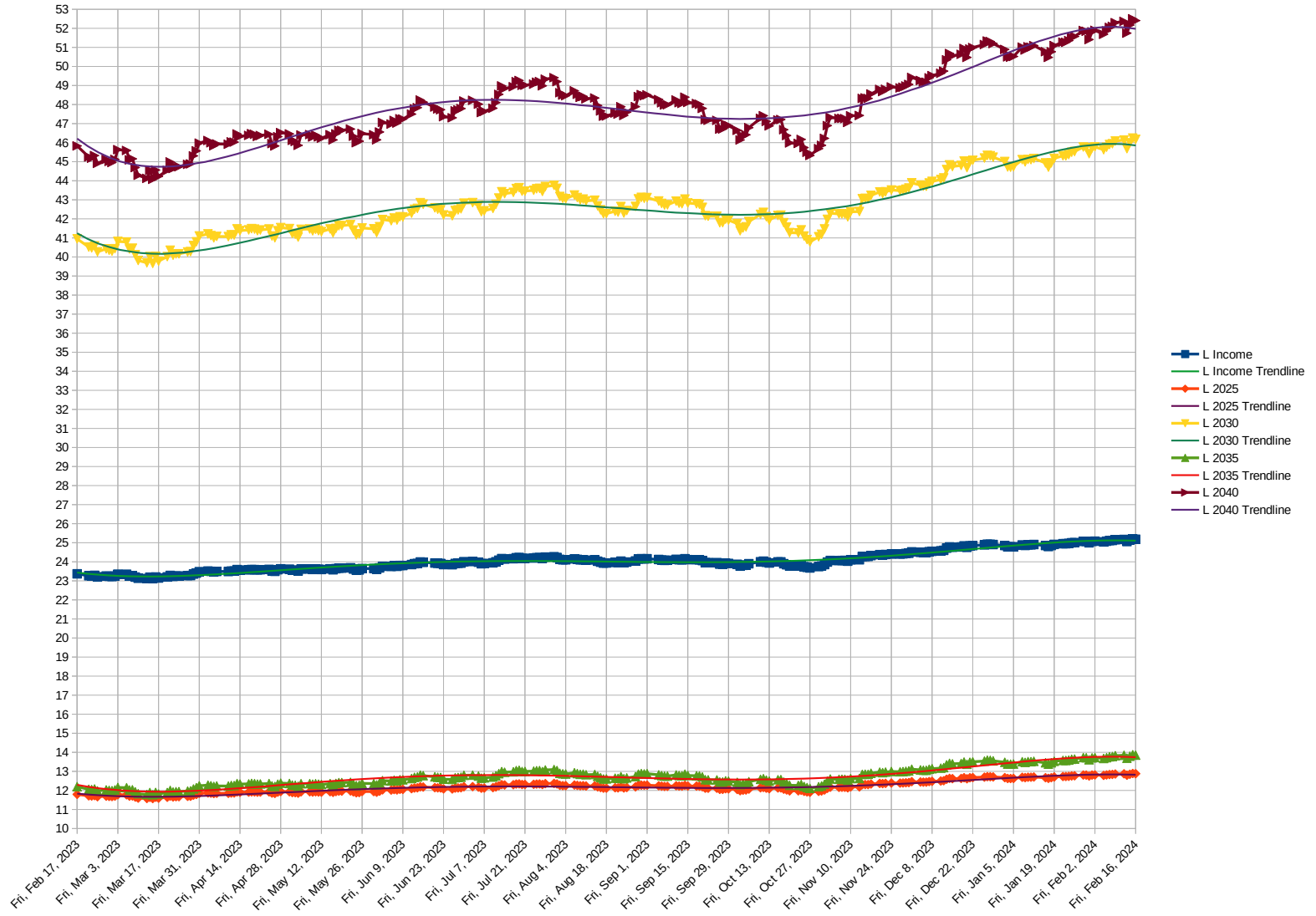
100%

Min & Max	L min =	11.5725	L max =	52.5012	I min =	17.3228	I max =	79.4533
-----------	---------	---------	---------	---------	---------	---------	---------	---------

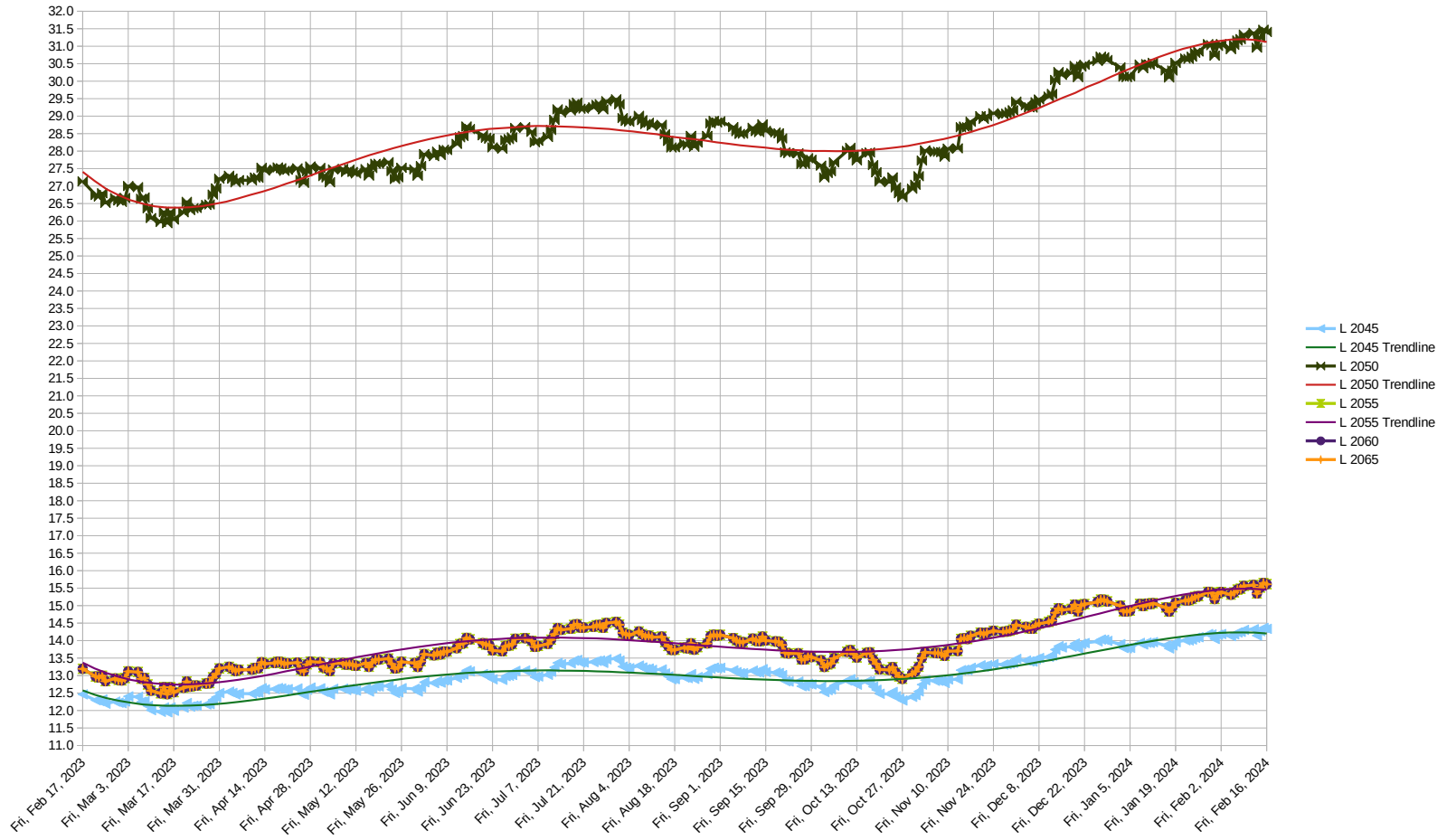
250 Days (~ 1 year)



250 Days (~ 1 year)



250 Days (~ 1 year)



Statistics

21 Business Days (~ 1 month)

	15	14	13	12	11	10	9	8	7	6	5	4	3	2	1	
S Fund	C Fund	L 2055	L 2060	L 2065	I Fund	L 2050	L 2045	L 2040	L 2035	L 2030	L 2025	L Income	G Fund	F Fund		<= 21 Biz Day Ranking Position
10,000.00	10,000.00	10,000.00	10,000.00	10,000.00	10,000.00	10,000.00	10,000.00	10,000.00	10,000.00	10,000.00	10,000.00	10,000.00	10,000.00	10,000.00	10,000.00	
132.97	132.44	662.99	663.07	663.15	253.88	327.61	716.53	195.72	739.08	221.36	786.94	401.41	555.52	527.06		
\$10,468.46	\$10,355.77	\$10,352.45	\$10,352.35	\$10,352.27	\$10,308.72	\$10,289.48	\$10,272.93	\$10,256.90	\$10,238.28	\$10,220.16	\$10,134.96	\$10,108.26	\$10,031.33	\$9,937.23		
468.46	355.77	352.45	352.35	352.27	308.72	289.48	272.93	256.90	238.28	220.16	134.96	108.26	31.33	-62.77		
4.68	3.56	3.52	3.52	3.52	3.09	2.89	2.73	2.57	2.38	2.20	1.35	1.08	0.31	-0.63		
A/B	C+	C+	C+	C+	C+	C+	C+	C+	C-	C-	C-	D/F	D/F	D/F		

Average	2.43
Standard Deviation	1.36
Avg - Std Dev	1.10
Avg + Std Dev	3.81

GRADING: Green: A & B (top 16%) Yellow: C+ (upper middle 34%) Orange: C- (lower middle 34%) Red: D & F (bottom 16%)
<http://evolutionaryparenting.com/wp-content/uploads/2013/08/normal-curve.jpg>

250 Business Days (~ 12 months)

	15	14	13	12	11	10	9	8	7	6	5	4	3	2	1	
C Fund	L 2055	L 2060	L 2065	L 2050	L 2045	L 2040	S Fund	L 2035	L 2030	I Fund	L 2025	L Income	G Fund	F Fund		<= 250 Biz Day Ranking Position
10,000.00	10,000.00	10,000.00	10,000.00	10,000.00	10,000.00	10,000.00	10,000.00	10,000.00	10,000.00	10,000.00	10,000.00	10,000.00	10,000.00	10,000.00	10,000.00	
159,419	757,869	757,949	758,041	368,503	802,381	218,206	145,227	819,645	244,187	273,796	847,752	427,928	577,274	542,520		
12,464.93	11,833.97	11,833.71	11,833.55	11,573.88	11,503.74	11,435.53	11,433.87	11,354.38	11,274.24	11,117.39	10,918.12	10,776.09	10,424.12	10,228.67		
2,464.93	1,833.97	1,833.71	1,833.55	1,573.88	1,503.74	1,435.53	1,433.87	1,354.38	1,274.24	1,117.39	918.12	776.09	424.12	228.67		
24.65	18.34	18.34	18.34	15.74	15.04	14.36	14.34	13.54	12.74	11.17	9.18	7.76	4.24	2.29		
A/B	C+	C+	C+	C+	C+	C+	C+	C+	C-	C-	C-	C-	D/F	D/F		

Average	13.34
Standard Deviation	5.61
Avg - Std Dev	7.73
Avg + Std Dev	18.95

GRADING: Green: A & B (top 16%) Yellow: C+ (upper middle 34%) Orange: C- (lower middle 34%) Red: D & F (bottom 16%)
<http://evolutionaryparenting.com/wp-content/uploads/2013/08/normal-curve.jpg>

21 Business Days Fund Performance
 A & B Grade = 4 pts / C+ Grade = 3 pts / C- = 2 pt / D & F = 1 pts

Date	L Income	L 2025	L 2030	L 2035	2040	L 2045	2050	L 2055	L 2060	L 2065	G Fund	F Fund	C Fund	S Fund	I Fund	Comments
8/18/2023	4	4	3	3	2	2	2	2	2	2	4	3	2	1	1	
8/25/2023	4	4	3	3	2	2	2	2	2	2	4	4	2	1	1	Thu, Aug 24, 2023 BRICS Meeting Saudi Arabia, Argentina, Egypt, Ethiopia, Iran and United Arab Emirates become unofficial members
9/1/2023	3	3	3	3	3	3	3	3	3	3	3	2	4	1	1	
9/8/2023	4	3	3	3	2	2	2	2	2	2	4	3	4	2	1	
9/15/2023	1	2	2	2	3	3	3	3	3	3	1	1	3	3	4	
9/22/2023	4	3	3	3	3	2	2	2	2	2	4	2	1	1	4	Wed, Sep 20, 2023 Federal Reserve paused raising interest rates
9/29/2023	4	4	3	3	2	2	2	2	2	2	4	3	1	1	2	
10/6/2023	4	4	3	3	3	2	2	2	2	2	4	2	2	1	2	Sat, Oct 7, 2023 Hamas attacked Israel from Gaza Strip; Sun, Oct 8, 2023 Israel declared war on Hamas
10/13/2023	4	4	3	3	2	2	2	2	2	2	4	3	2	1	2	
10/20/2023	4	4	3	3	2	2	2	2	2	2	4	3	3	1	1	
10/27/2023	4	3	3	3	2	2	2	2	2	2	4	4	2	1	2	
11/3/2023	1	1	2	2	3	3	3	3	3	3	1	2	3	2	4	Wed, Nov 1, 2023 Federal Reserve paused raising interest rates
11/10/2023	2	2	3	3	3	3	3	3	3	3	1	2	4	1	2	
11/17/2023	1	1	2	2	3	3	3	3	3	3	1	2	3	3	4	
11/24/2023	1	1	2	2	3	3	3	3	3	3	1	1	3	4	3	
12/1/2023	1	1	2	2	3	3	3	3	3	3	1	2	3	4	3	
12/8/2023																
12/15/2023																
12/22/2023																
12/29/2023	1	2	2	2	2	3	3	3	3	3	1	2	3	4	3	
1/5/2024																
1/12/2024	1	2	2	2	3	3	3	3	3	3	1	2	3	2	4	
1/19/2024																
1/26/2024																
2/2/2024																Wed, Jan 31, 2023 Federal Reserve paused raising interest rates
2/9/2024	2	2	2	3	3	3	3	3	3	3	1	1	4	3	2	
2/16/2024	1	2	2	2	3	3	3	3	3	3	1	1	3	4	3	
Date	L Income	L 2025	L 2030	L 2035	L 2040	L 2045	L 2050	L 2055	L 2060	L 2065	G Fund	F Fund	C Fund	S Fund	I Fund	Comments

Larry's Distribut 1% 1% 1% 1% 1% 95% 100%

21 & 250 Business Days – Positive and Above Average Fund Performance (A/B/C+)
21 & 250 Business Days – Positive and Below Average Fund Performance (C-)

Date	L Income	L 2025	L 2030	L 2035	L 2040	L 2045	L 2050	L 2055	L 2060	L 2065	G Fund	F Fund	C Fund	S Fund	I Fund	Comments
8/18/2023											A/B/C+					
8/25/2023											C-					Thu, Aug 24, 2023 BRICS Meeting Saudi Arabia, Argentina, Egypt, Ethiopia, Iran and United Arab Emirates become unofficial members
9/1/2023	C-	C-	C-	A/B/C+	A/B/C+	A/B/C+	A/B/C+	A/B/C+	A/B/C+	A/B/C+			A/B/C+			
9/8/2023																
9/15/2023		C-	C-	C-	A/B/C+	A/B/C+	A/B/C+	A/B/C+	A/B/C+	A/B/C+			A/B/C+	C-	A/B/C+	
9/22/2023	C-														A/B/C+	Wed, Sep 20, 2023 Federal Reserve paused raising interest rates
9/29/2023																
10/6/2023																Sat, Oct 7, 2023 Hamas attacked Israel from Gaza Strip; Sun, Oct 8, 2023 Israel declared war on Hamas
10/13/2023																
10/20/2023											C-					
10/27/2023																
11/3/2023			C-	C-	A/B/C+	A/B/C+	A/B/C+	A/B/C+	A/B/C+	A/B/C+			A/B/C+	C-	A/B/C+	Wed, Nov 1, 2023 Federal Reserve paused raising interest rates
11/10/2023	C-	C-	A/B/C+	A/B/C+	A/B/C+	A/B/C+	A/B/C+	A/B/C+	A/B/C+	A/B/C+			A/B/C+		C-	
11/17/2023			C-	C-	A/B/C+	A/B/C+	A/B/C+	A/B/C+	A/B/C+	A/B/C+			A/B/C+	C-	A/B/C+	
11/24/2023			C-	C-	A/B/C+	A/B/C+	A/B/C+	A/B/C+	A/B/C+	A/B/C+			A/B/C+	C-	A/B/C+	
12/1/2023			C-	C-	A/B/C+	A/B/C+	A/B/C+	A/B/C+	A/B/C+	A/B/C+			A/B/C+	C-	A/B/C+	
12/8/2023																
12/15/2023																
12/22/2023																
12/29/2023		C-	C-	C-	C-	A/B/C+	A/B/C+	A/B/C+	A/B/C+	A/B/C+			A/B/C+	A/B/C+	A/B/C+	
1/5/2024																
1/12/2024		C-	C-	C-	A/B/C+	A/B/C+	A/B/C+	A/B/C+	A/B/C+	A/B/C+			A/B/C+	C-	C-	
1/19/2024																
1/26/2024																
2/2/2024																Wed, Jan 31, 2023 Federal Reserve paused raising interest rates
2/9/2024	C-	C-	C-	A/B/C+	A/B/C+	A/B/C+	A/B/C+	A/B/C+	A/B/C+	A/B/C+			A/B/C+	A/B/C+	C-	
2/16/2024		C-	C-	C-	A/B/C+	A/B/C+	A/B/C+	A/B/C+	A/B/C+	A/B/C+			A/B/C+	A/B/C+	C-	

Larry's Distribut 1% 1% 1% 1% 1% 95% 100%

21 Business Days Rank
10 - Highest Return 1 - Lowest Return

Date	L Income	L 2025	L 2030	L 2035	L 2040	L 2045	L 2050	L 2055	L 2060	L 2065	G Fund	F Fund	C Fund	S Fund	I Fund	Comments	Cross Check
8/18/2023	↑ 14	↑ 13	↑ 11	↔ 10	↑ 9	↔ 7	↑ 6	↔ 5	↔ 4	↓ 3	↑ 15	↔ 12	↔ 8	↓ 1	↓ 2	Thu, Aug 24, 2023 BRICS Meeting Saudi Arabia, Argentina, Egypt, Ethiopia, Iran and United Arab Emirates become unofficial members	
8/25/2023	↑ 14	↔ 12	↑ 11	↔ 10	↑ 9	↔ 7	↑ 6	↔ 5	↔ 4	↓ 3	↑ 15	↑ 13	↔ 8	↓ 1	↓ 2		
9/1/2023	↑ 13	↔ 12	↑ 11	↔ 10	↔ 9	↔ 8	↔ 7	↔ 5	↔ 6	↔ 4	↑ 14	↓ 3	↑ 15	↓ 2	↓ 1		
9/8/2023	↑ 13	↔ 12	↔ 10	↔ 9	↔ 8	↔ 7	↔ 6	↔ 5	↔ 4	↓ 3	↑ 15	↔ 11	↑ 14	↓ 2	↓ 1		
9/15/2023	↓ 3	↔ 4	↓ 5	↔ 6	↔ 7	↔ 8	↔ 9	↑ 13	↔ 11	↔ 12	↓ 1	↓ 2	↑ 14	↔ 10	↑ 15		
9/22/2023	↑ 13	↔ 12	↑ 11	↔ 10	↔ 9	↔ 8	↓ 6	↔ 5	↔ 4	↓ 3	↑ 15	↔ 7	↓ 2	↓ 1	↑ 14	Wed, Sep 20, 2023 Federal Reserve paused raising interest rates	
9/29/2023	↑ 14	↑ 13	↑ 11	↔ 10	↔ 9	↔ 8	↓ 6	↔ 5	↔ 4	↓ 3	↑ 15	↔ 12	↓ 2	↓ 1	↔ 7		
10/6/2023	↑ 14	↑ 13	↑ 12	↔ 11	↑ 10	↔ 9	↔ 7	↔ 4	↓ 3	↓ 2	↑ 15	↔ 6	↔ 5	↓ 1	↔ 8	Sat, Oct 7, 2023 Hamas attacked Israel from Gaza Strip; Sun, Oct 8, 2023 Israel declared war on Hamas	
10/13/2023	↑ 14	↑ 13	↑ 11	↔ 10	↔ 9	↔ 8	↔ 7	↔ 4	↓ 3	↓ 2	↑ 15	↔ 12	↔ 6	↓ 1	↔ 5		
10/20/2023	↑ 14	↑ 13	↑ 12	↔ 10	↔ 8	↔ 7	↓ 6	↔ 5	↔ 4	↓ 3	↑ 15	↔ 9	↔ 11	↓ 2	↓ 1		
10/27/2023	↑ 14	↔ 12	↑ 11	↔ 10	↔ 9	↔ 8	↔ 7	↔ 4	↓ 3	↓ 2	↑ 15	↑ 13	↔ 6	↓ 1	↔ 5		

11/3/2023	↓ 2	↓ 3	↔ 6	↔ 7	↔ 8	↔ 9	↑ 10	↔ 11	↔ 12	↑ 13	↓ 1	↔ 4	↑ 14	↔ 5	↑ 15	Wed, Nov 1, 2023 Federal Reserve paused raising interest rates	
11/10/2023	↔ 4	↔ 5	↔ 7	↔ 8	↔ 9	↔ 10	↑ 11	↑ 14	↔ 12	↑ 13	↓ 2	↓ 3	↑ 15	↓ 1	↔ 6		
11/17/2023	↓ 2	↓ 3	↓ 5	↔ 6	↓ 7	↔ 8	↔ 9	↔ 11	↔ 12	↑ 13	↓ 1	↔ 4	↔ 10	↑ 14	↑ 15		
11/24/2023	↓ 2	↔ 4	↓ 5	↔ 6	↓ 7	↔ 8	↔ 9	↔ 11	↔ 12	↑ 13	↓ 1	↓ 3	↑ 14	↑ 15	↔ 10		
12/1/2023	↓ 2	↓ 3	↓ 5	↔ 6	↓ 7	↔ 8	↔ 9	↔ 12	↑ 13	↑ 14	↓ 1	↔ 4	↔ 11	↑ 15	↔ 10		
12/8/2023																	Try it again
12/15/2023																	Try it again
12/22/2023																	Try it again
12/29/2023	↓ 2	↓ 3	↓ 4	↔ 6	↓ 7	↔ 9	↑ 10	↔ 12	↑ 13	↑ 14	↓ 1	↔ 5	↔ 8	↑ 15	↔ 11		
1/5/2024																	Try it again
1/12/2024	↓ 2	↔ 4	↔ 6	↔ 7	↔ 8	↔ 9	↑ 10	↔ 12	↑ 13	↑ 14	↓ 1	↔ 5	↔ 11	↓ 3	↑ 15		
1/19/2024																	Try it again
1/26/2024																	Try it again
2/2/2024																	Try it again
2/9/2024	↔ 4	↔ 5	↑ 6	↔ 7	↑ 8	↔ 9	↑ 10	↑ 13	↔ 12	↔ 11	↓ 2	↓ 1	↑ 15	↑ 14	↓ 3		
2/16/2024	↓ 3	↔ 4	↑ 5	↔ 6	↑ 7	↔ 8	↑ 9	↑ 13	↔ 12	↔ 11	↓ 2	↓ 1	↑ 14	↑ 15	↔ 10		
Date	L Income	L 2025	L 2030	L 2035	L 2040	L 2045	L 2050	L 2055	L 2060	L 2065	G Fund	F Fund	C Fund	S Fund	I Fund	Comments	Cross Check

Larry's Distribut

1%

1%

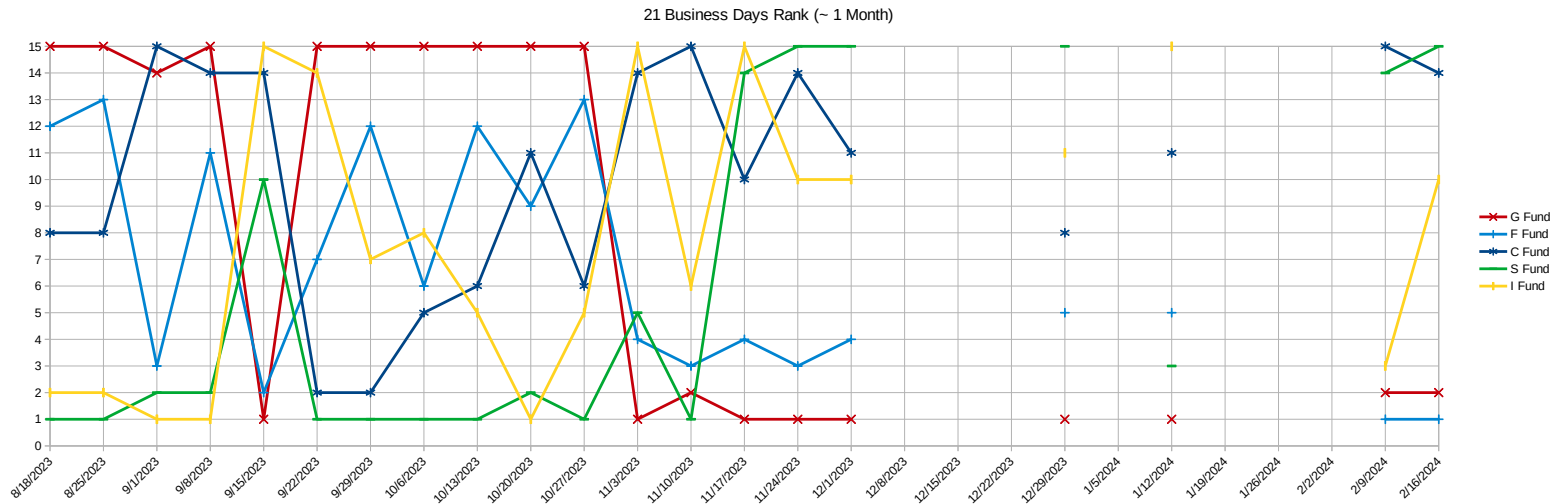
1%

1%

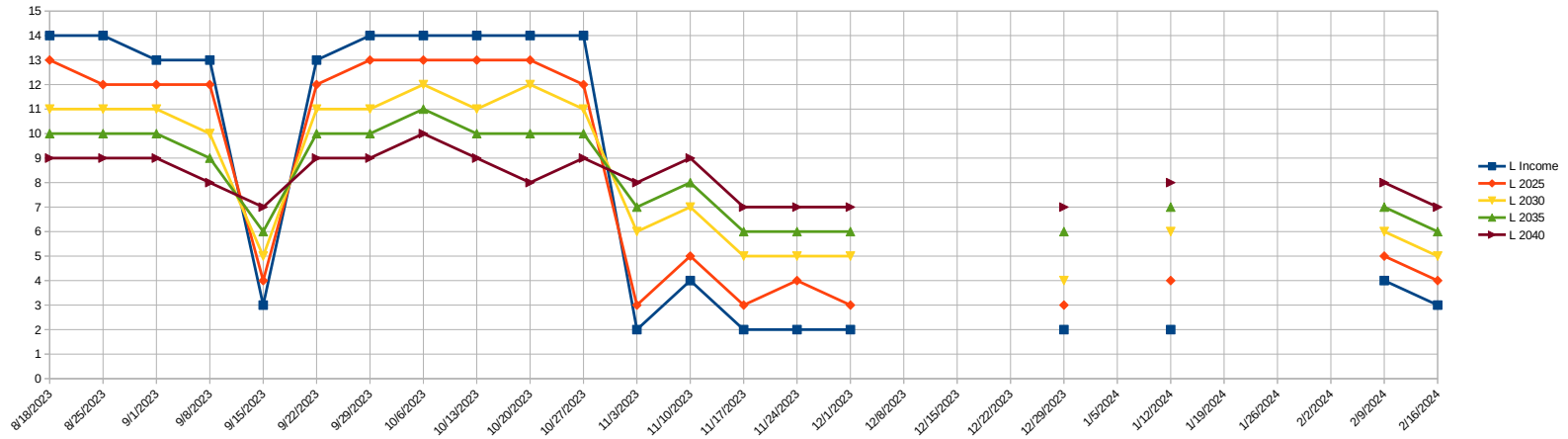
1%

95%

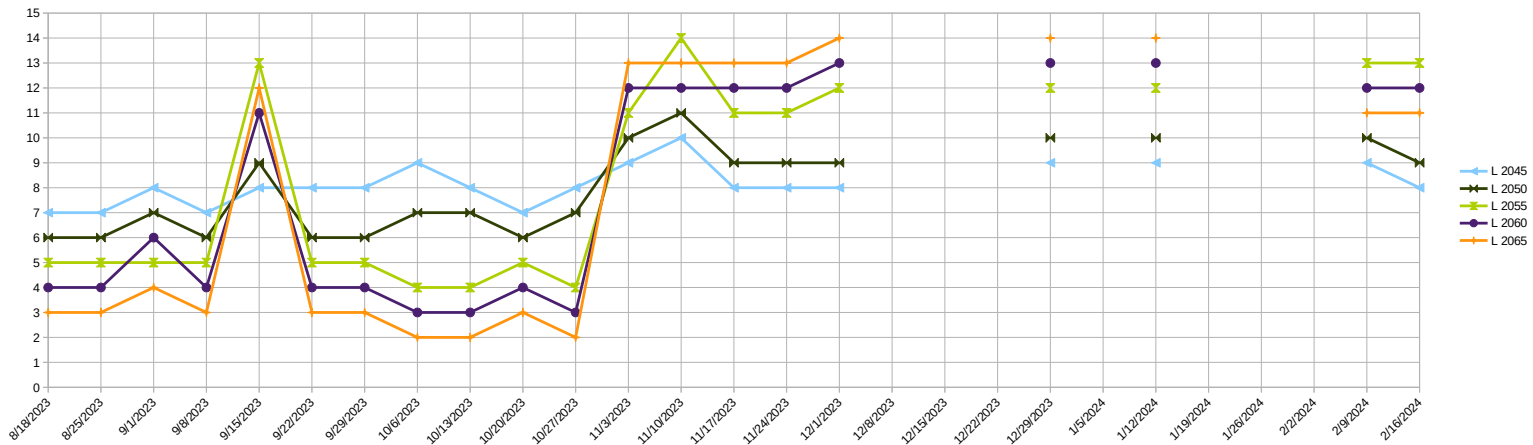
100%



21 Business Days Rank (~ 1 Month)



21 Business Days Rank (~ 1 Month)



My Positions

Approximate Balance \$92,276 As of Fri, Feb 23, 2024

Change values in YELLOW cells only!!!

This table is only an approximation because each fund grows at a different rate on a quarterly basis, and the account balance changes daily

			G Fund (%)	G Fund (\$)	F Fund (%)	F Fund (\$)	C Fund (%)	C Fund (\$)	S Fund (%)	S Fund (\$)	I Fund (%)	I Fund (\$)	Cross Check (%)	Cross Check (\$)
	My Distribution (%)	My Distribution (\$)												
L Income	1%	\$923	68.91%	\$636	5.59%	\$52	13.31%	\$123	3.26%	\$30	8.93%	\$82	100.00%	\$923
L 2025	1%	\$923	60.25%	\$556	5.90%	\$54	17.59%	\$162	4.41%	\$41	11.85%	\$109	100.00%	\$923
L 2030	1%	\$923	33.95%	\$313	5.92%	\$55	31.17%	\$288	7.92%	\$73	21.04%	\$194	100.00%	\$923
L 2035	1%	\$923	27.25%	\$251	6.80%	\$63	34.11%	\$315	8.76%	\$81	23.08%	\$213	100.00%	\$923
L 2040	1%	\$923	21.11%	\$195	7.14%	\$66	37.03%	\$342	9.61%	\$89	25.11%	\$232	100.00%	\$923
L 2045		\$0	15.69%	\$0	7.56%	\$0	39.47%	\$0	10.42%	\$0	26.86%	\$0	100.00%	\$0
L 2050		\$0	10.88%	\$0	7.37%	\$0	41.96%	\$0	11.18%	\$0	28.61%	\$0	100.00%	\$0
L 2055		\$0	0.53%	\$0	0.46%	\$0	50.78%	\$0	13.58%	\$0	34.65%	\$0	100.00%	\$0
L 2060		\$0	0.46%	\$0	0.53%	\$0	50.78%	\$0	13.58%	\$0	34.65%	\$0	100.00%	\$0
L 2065		\$0	0.38%	\$0	0.61%	\$0	50.78%	\$0	13.58%	\$0	34.65%	\$0	100.00%	\$0
G Fund	95%	\$87,662	100.00%	\$87,662									100.00%	\$87,662
F Fund		\$0			100.00%	\$0							100.00%	\$0
C Fund		\$0					100.00%	\$0					100.00%	\$0
S Fund		\$0							100.00%	\$0			100.00%	\$0
I Fund		\$0									100.00%	\$0	100.00%	\$0
Grand Totals	100.00%	\$92,276	97.11%	\$89,613	0.31%	\$289	1.33%	\$1,229	0.34%	\$313	0.90%	\$831	\$92,276	\$92,276

Important: The Lifecycle percentages change quarterly throughout the year. Updated for Jan-Mar 2024

Lifecycle Funds (%): <https://www.tsp.gov/funds-lifecycle/>

My Distributions

Date	L Income	L 2025	L 2030	L 2035	L 2040	L 2045	L 2050	L 2055	L 2060	L 2065	G Fund	F Fund	C Fund	S Fund	I Fund	Cross Check	Personal Rate of Return - Last 12 months
08/02/22	1%	1%	1%	1%	1%						95%					100%	
09/06/22	1%	1%	1%								97%					100%	
09/20/22	1%	1%									98%					100%	
3rd Qtr 2022	===	===	===	===	===	===	===	===	===	===	===	===	===	===	===	===	0.84%
Side Note: Percent covers Thu, May 26, 2022 thru Fri, Sep 30, 2022; No data available before Thu, May 26, 2022																	
11/29/22	1%	1%	1%								97%					100%	
12/06/22	1%	1%	1%	1%	1%						95%					100%	
12/27/22	1%	1%									98%					100%	
4th Qtr 2022	===	===	===	===	===	===	===	===	===	===	===	===	===	===	===	===	1.87%
Side Note: Percent covers Thu, May 26, 2022 thru Fri, Dec 31, 2022; No data available before Thu, May 26, 2022																	
01/17/23	1%	1%	1%	1%	1%						95%					100%	
02/28/23	1%	1%									98%					100%	
1st Qtr 2023	===	===	===	===	===	===	===	===	===	===	===	===	===	===	===	===	2.89%
Side Note: Percent covers Thu, May 26, 2022 thru Fri, Mar 31, 2023; No data available before Thu, May 26, 2022																	
04/18/23	1%	1%	1%								97%					100%	
06/13/23	1%	1%	1%	1%	1%						95%					100%	
2nd Qtr 2023	===	===	===	===	===	===	===	===	===	===	===	===	===	===	===	===	3.65%
Side Note: Percent covers Fri, Jul 1, 2022 thru Fri, Jun 30, 2023																	
08/15/23	1%	1%									98%					100%	
3rd Qtr 2023	===	===	===	===	===	===	===	===	===	===	===	===	===	===	===	===	4.10%
Side Note: Percent covers Sat, Oct 1, 2022 thru Sat, Sep 30, 2023																	
12/07/23	1%	1%	1%	1%	1%						95%					100%	
4th Qtr 2023	===	===	===	===	===	===	===	===	===	===	===	===	===	===	===	===	4.48%
Side Note: Percent covers Sun, Jan 1, 2023 thru Sun, Dec 31, 2023																	
																0%	
																0%	
																0%	
1st Qtr 2024	===	===	===	===	===	===	===	===	===	===	===	===	===	===	===	===	TBA

Date	L Income	L 2025	L 2030	L 2035	L 2040	L 2045	L 2050	L 2055	L 2060	L 2065	G Fund	F Fund	C Fund	S Fund	I Fund	Cross Check	Personal Rate of Return - Last 12 months
------	----------	--------	--------	--------	--------	--------	--------	--------	--------	--------	--------	--------	--------	--------	--------	-------------	--

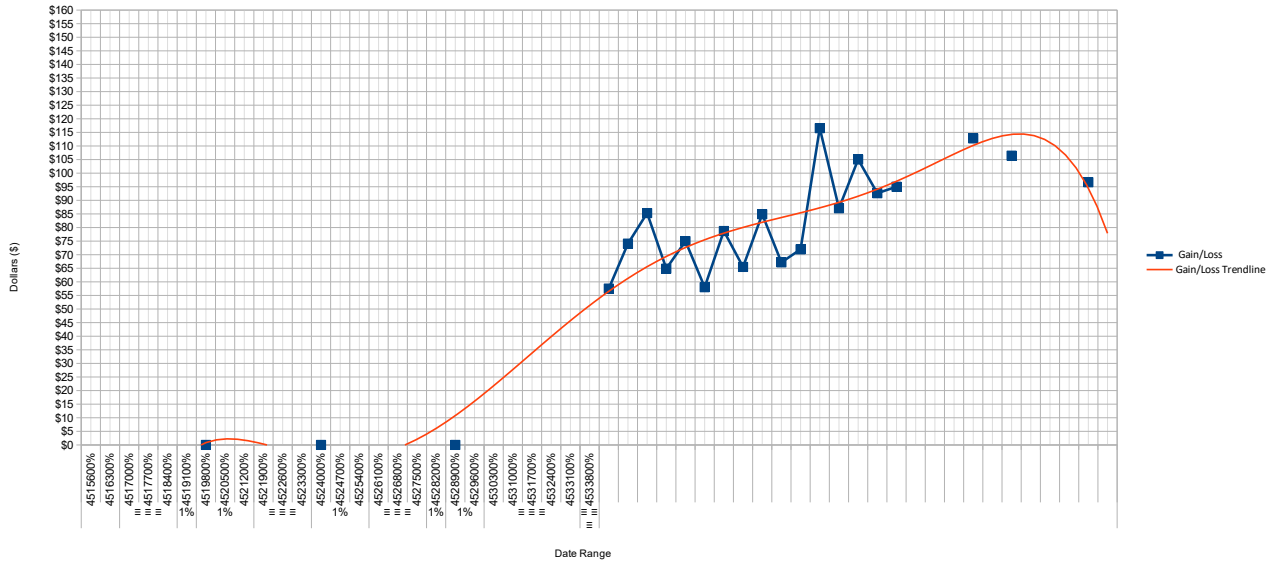
Last Week, 15, 30 & 60 Biz Days Gain or Loss
 (-1 Week, -3 Weeks, -6 Weeks, -12 Weeks)

https://www.tsp.gov/tsp/activity.do?subaction=ActivitySummary&_name=activity

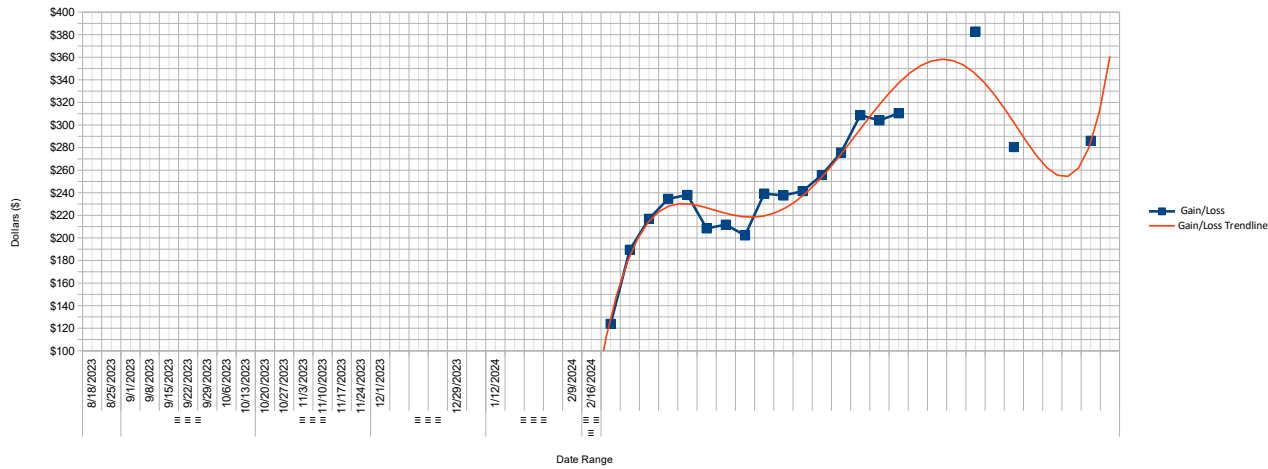
Week	Last Week		Gain/Loss	Funds That Lost	15 Biz Days Period		Gain/Loss	Avg/Wk	Funds That Lost	30 Biz Days Period		Gain/Loss	Avg/Wk	Funds That Lost	60 Biz Days Period		Gain/Loss	Avg/Wk	Funds That Lost
1	8/14/2023	8/18/2023	\$58	L Income - L 2025	Mon, 7/31/2023	8/18/2023	\$124	\$41	L Income - L 2040	Mon, 7/10/2023	8/18/2023	\$438	\$73	L 2025	Wed, 5/24/2023	8/18/2023	\$897	\$75	None
2	8/21/2023	8/25/2023	\$74	None	Mon, 8/7/2023	8/25/2023	\$190	\$63	L Income - L 2040	Mon, 7/17/2023	8/25/2023	\$364	\$61	L Income - L 2040	Thu, 6/1/2023	8/25/2023	\$908	\$76	None
3	8/28/2023	9/1/2023	\$85	None	Mon, 8/14/2023	9/1/2023	\$217	\$72	None	Mon, 7/24/2023	9/1/2023	\$371	\$62	L Income - L 2040	Thu, 6/8/2023	9/1/2023	\$900	\$75	None
4	9/4/2023	9/8/2023	\$65	L Income - L 2025	Fri, 8/18/2023	9/8/2023	\$235	\$78	None	Fri, 7/28/2023	9/8/2023	\$381	\$63	L Income - L 2040	Wed, 6/14/2023	9/8/2023	\$875	\$73	None
5	9/11/2023	9/15/2023	\$75	None	Fri, 8/25/2023	9/15/2023	\$238	\$79	None	Fri, 8/4/2023	9/15/2023	\$423	\$70	L 2025 - L 2040	Thu, 6/22/2023	9/15/2023	\$876	\$73	None
6	9/18/2023	9/22/2023	\$58	L Income - L 2025	Fri, 9/1/2023	9/22/2023	\$208	\$69	L Income - L 2025	Fri, 8/11/2023	9/22/2023	\$416	\$69	L Income - L 2040	Thu, 6/29/2023	9/22/2023	\$873	\$73	L 2025
7	9/25/2023	9/29/2023	\$79	L Income - L 2025	Mon, 9/11/2023	9/29/2023	\$212	\$71	L Income - L 2025	Fri, 8/18/2023	9/29/2023	\$446	\$74	L Income - L 2025	Fri, 7/7/2023	9/29/2023	\$888	\$74	L 2025
8	10/2/2023	10/6/2023	\$65	L Income - L 2025	Mon, 9/18/2023	10/6/2023	\$202	\$67	L Income - L 2025	Fri, 8/25/2023	10/6/2023	\$440	\$73	L Income - L 2025	Fri, 7/14/2023	10/6/2023	\$791	\$66	L Income - L 2040
9	10/9/2023	10/13/2023	\$85	None	Fri, 9/22/2023	10/13/2023	\$239	\$80	L Income - L 2025	Thu, 8/31/2023	10/13/2023	\$447	\$74	L Income - L 2025	Thu, 7/20/2023	10/13/2023	\$800	\$67	L Income - L 2040
10	10/16/2023	10/20/2023	\$67	L Income - L 2025	Fri, 9/29/2023	10/20/2023	\$238	\$79	L Income - L 2025	Fri, 9/8/2023	10/20/2023	\$440	\$73	L Income - L 2025	Thu, 7/27/2023	10/20/2023	\$805	\$67	L Income - L 2040
11	10/23/2023	10/27/2023	\$72	L Income - L 2025	Fri, 10/6/2023	10/27/2023	\$241	\$80	L Income - L 2025	Fri, 9/15/2023	10/27/2023	\$432	\$72	L Income - L 2025	Thu, 8/3/2023	10/27/2023	\$850	\$71	L Income - L 2040
12	10/30/2023	11/3/2023	\$117	None	Mon, 10/16/2023	11/3/2023	\$256	\$85	None	Fri, 9/22/2023	11/3/2023	\$495	\$82	None	Thu, 8/10/2023	11/3/2023	\$914	\$76	L Income - L 2040
13	11/6/2023	11/10/2023	\$87	None	Mon, 10/23/2023	11/10/2023	\$276	\$92	None	Fri, 9/29/2023	11/10/2023	\$513	\$86	None	Thu, 8/17/2023	11/10/2023	\$945	\$79	None
14	11/13/2023	11/17/2023	\$105	None	Mon, 10/30/2023	11/17/2023	\$309	\$103	None	Fri, 10/6/2023	11/17/2023	\$550	\$92	None	Thu, 8/24/2023	11/17/2023	\$976	\$81	None
15	11/20/2023	11/24/2023	\$93	None	Fri, 11/3/2023	11/24/2023	\$304	\$101	None	Fri, 10/13/2023	11/24/2023	\$549	\$92	None	Wed, 8/30/2023	11/24/2023	\$998	\$83	None
16	11/27/2023	12/1/2023	\$95	None	Fri, 11/10/2023	12/1/2023	\$310	\$103	None	Fri, 10/20/2023	12/1/2023	\$574	\$96	None	Thu, 9/7/2023	12/1/2023	\$1,017	\$85	None
17	12/4/2023	12/8/2023						\$0					\$0					\$0	
18	12/11/2023	12/15/2023						\$0					\$0					\$0	
19	12/18/2023	12/22/2023						\$0					\$0					\$0	
20	12/25/2023	12/29/2023	\$113	None	Fri, 12/8/2023	12/29/2023	\$383	\$128	None	Thu, 11/16/2023	12/29/2023	\$677	\$113	None	Wed, 10/4/2023	12/29/2023	\$1,227	\$101	None
21	1/1/2024	1/5/2024						\$0					\$0					\$0	
22	1/8/2024	1/12/2024	\$106	None	Thu, 12/21/2023	1/12/2024	\$280	\$93	None	Thu, 11/30/2023	1/12/2024	\$605	\$101	None	Wed, 10/18/2023	1/12/2024	\$1,157	\$96	None
23	1/15/2024	1/19/2024						\$0					\$0					\$0	
24	1/22/2024	1/26/2024						\$0					\$0					\$0	
25	1/29/2024	2/2/2024						\$0					\$0					\$0	
26	2/5/2024	2/9/2024	\$97	None	Mon, 1/22/2024	2/9/2024	\$286	\$95	None	Thu, 12/28/2023	2/9/2024	\$500	\$83	None	Tue, 11/14/2023	2/9/2024	\$1,182	\$99	None
27	2/12/2024	2/16/2024	Not Available		Mon, 1/29/2024	2/16/2024	Not Available	#VALUE!		Fri, 1/5/2024	2/16/2024	Not Available	#VALUE!		Tue, 11/21/2023	2/16/2024	Not Available	#VALUE!	

Side Note: The first date available to calculate gain/loss calculations is Wed, May 25, 2022
Side Note: Under the "new and improved" TSP website, the gain/loss results thru the last day of the week (Friday) are not available until the following Monday around 10 PM.

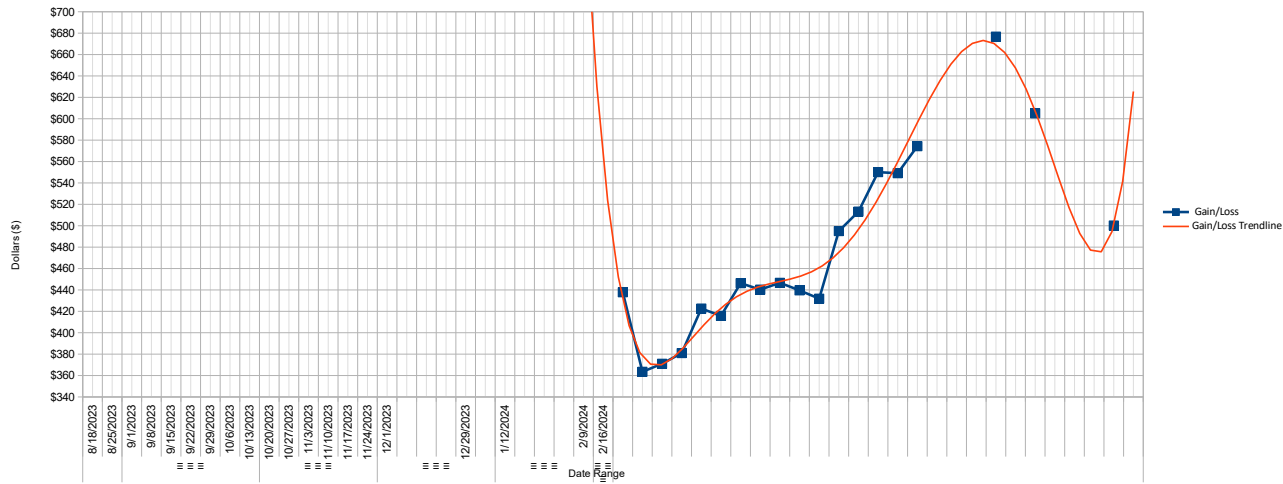
Last Week Gain/Loss



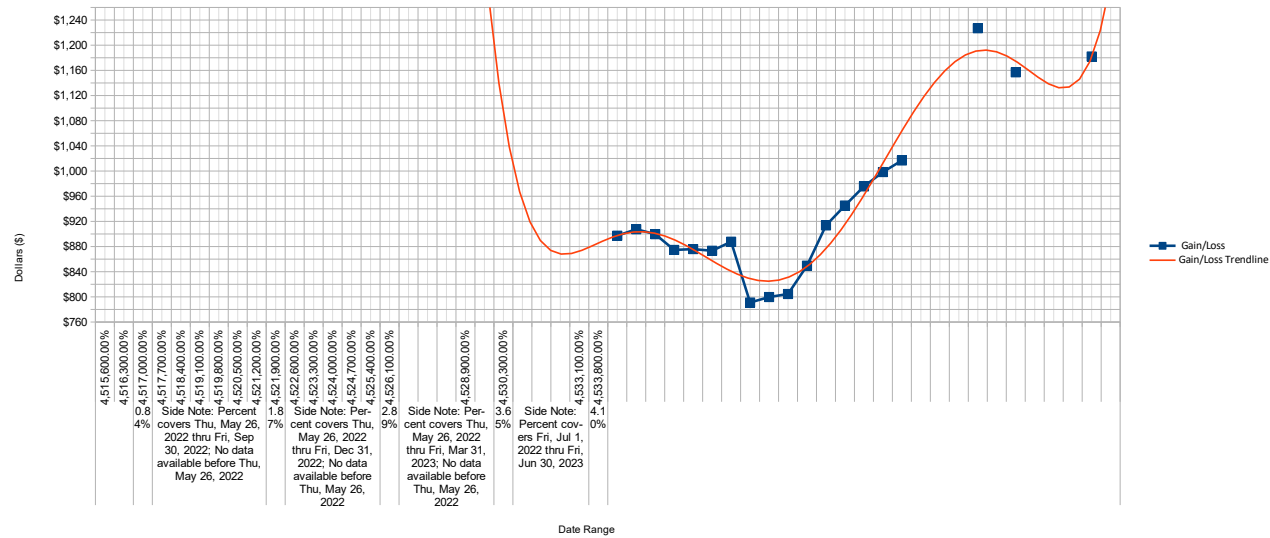
15 Biz Days (~3 Weeks) Gain/Loss



30 Biz Days (~6 Weeks) Gain/ Loss



60 Biz Days (~12 Weeks) Gain/Loss



TSP Raw Data															
Date	L Income	L 2025	L 2030	L 2035	L 2040	L 2045	L 2050	L 2055	L 2060	L 2065	G Fund	F Fund	C Fund	S Fund	I Fund
02/16/24	25.1820	12.8789	46.1705	13.8528	52.4071	14.3370	31.4078	15.6148	15.6128	15.6107	18.0575	18.8540	78.1899	78.7308	40.6046
02/15/24	25.1986	12.8901	46.2388	13.8756	52.5012	14.3647	31.4720	15.6495	15.6476	15.6455	18.0554	18.9135	78.5552	79.4533	40.4421
02/14/24	25.1381	12.8499	45.9928	13.7947	52.1689	14.2675	31.2460	15.5173	15.5154	15.5133	18.0534	18.8640	78.0833	78.2375	40.0589
02/13/24	25.0619	12.7993	45.6817	13.6922	51.7475	14.1441	30.9588	15.3495	15.3476	15.3455	18.0514	18.7936	77.3281	76.5646	39.7138
02/12/24	25.1725	12.8731	46.1370	13.8427	52.3669	14.3256	31.3810	15.5917	15.5899	15.5879	18.0493	18.9681	78.3906	78.8746	40.2499
02/09/24	25.1552	12.8628	46.0834	13.8254	52.2970	14.3053	31.3341	15.5649	15.5630	15.5610	18.0432	18.9575	78.4641	78.1166	40.1487
02/08/24	25.1215	12.8401	45.9411	13.7787	52.1051	14.2492	31.2030	15.4852	15.4834	15.4814	18.0411	18.9733	78.0089	77.2269	40.0784
02/07/24	25.1124	12.8338	45.9898	13.7650	52.0482	14.2324	31.1632	15.4581	15.4563	15.4544	18.0391	19.0226	77.9546	76.2382	40.1189
02/06/24	25.0803	12.8122	45.7618	13.7202	51.8645	14.1789	31.0383	15.3810	15.3792	15.3773	18.0370	19.0589	77.3165	75.9727	40.0769
02/05/24	25.0445	12.7892	45.6291	13.6765	51.6855	14.1265	30.9173	15.3146	15.3128	15.3108	18.0350	18.9698	77.1361	75.2985	39.8567
02/02/24	25.0807	12.8137	45.7809	13.7273	51.8953	14.1883	31.0607	15.3916	15.3898	15.3880	18.0288	19.1138	77.3819	76.2789	40.0436
02/01/24	25.0725	12.8069	45.7223	13.7087	51.8185	14.1661	31.0073	15.3478	15.3462	15.3444	18.0268	19.2942	76.5603	76.1956	40.3611
01/31/24	24.9963	12.7568	45.4197	13.6091	51.4101	14.0468	30.7306	15.1893	15.1876	15.1858	18.0248	19.1863	75.6119	75.2384	40.0913
01/30/24	25.0658	12.8052	45.7409	13.7147	51.8458	14.1745	31.0297	15.3751	15.3733	15.3714	18.0229	19.0995	76.8476	76.8869	40.2111
01/29/24	25.0701	12.8089	45.7706	13.7246	51.8875	14.1869	31.0593	15.3946	15.3928	15.3909	18.0209	19.0763	76.8874	77.3569	40.2321
01/28/24	25.0080	12.7689	45.5374	13.6481	51.5749	14.0957	30.8480	15.2743	15.2725	15.2706	18.0149	19.9909	76.3091	76.1147	40.0255
01/25/24	24.9978	12.7622	45.4962	13.6348	51.5201	14.0798	30.8107	15.2509	15.2491	15.2472	18.0129	19.0106	76.3590	75.9675	39.8397
01/24/24	24.9645	12.7409	45.3733	13.5944	51.3552	14.0318	30.6999	15.1899	15.1880	15.1861	18.0110	18.9338	75.9552	75.6099	39.7639
01/23/24	24.9488	12.7303	45.3063	13.5727	51.2665	14.0061	30.6399	15.1515	15.1497	15.1477	18.0090	18.9749	75.8928	76.1574	39.4102
01/22/24	24.9502	12.7314	45.3122	13.5749	51.2761	14.0091	30.6469	15.1531	15.1513	15.1494	18.0070	19.0157	75.6700	76.3586	39.5505
01/19/24	24.9123	12.7074	45.1759	13.5304	51.0945	13.9561	30.5242	15.0832	15.0814	15.0795	18.0011	18.9731	75.5037	75.2076	39.3886
01/18/24	24.8540	12.6684	44.9349	13.4514	50.7710	13.8618	30.3049	14.9529	14.9511	14.9492	17.9991	18.9681	74.5811	74.3427	39.2923
01/17/24	24.8021	12.6334	44.7145	13.3793	50.4751	13.7755	30.1039	14.8307	14.8290	14.8271	17.9971	19.0027	73.9245	73.8457	38.9751
01/16/24	24.8543	12.6686	44.9344	13.4519	50.7734	13.8628	30.3068	14.9485	14.9468	14.9450	17.9951	19.0598	74.3407	74.4162	39.4286
01/12/24	24.9077	12.7054	45.1677	13.5294	51.0933	13.9567	30.5251	15.0717	15.0700	15.0683	17.9872	19.1833	74.6180	75.0515	40.0195
01/11/24	24.8901	12.6943	45.1060	13.5092	51.0112	13.9329	30.4704	15.0419	15.0402	15.0385	17.9852	19.1425	74.5563	75.2572	39.7984
01/10/24	24.8888	12.6948	45.1217	13.5144	51.0335	13.9396	30.4874	15.0578	15.0561	15.0542	17.9832	19.0596	74.6041	75.5810	39.8177
01/09/24	24.8580	12.6742	44.9935	13.4725	50.8620	13.8897	30.3710	14.9873	14.9856	14.9838	17.9813	19.0763	74.1824	75.4009	39.6471
01/08/24	24.8833	12.6916	45.1060	13.5096	51.0151	13.9346	30.4758	15.0494	15.0477	15.0459	17.9793	19.0867	74.2820	75.8487	39.9519
01/05/24	24.7897	12.6304	44.7396	13.3896	50.5240	13.7915	30.1439	14.8570	14.8553	14.8535	17.9733	19.0097	73.2470	74.4226	39.5921
01/04/24	24.7827	12.6256	44.7088	13.3797	50.4838	13.7798	30.1165	14.8380	14.8363	14.8345	17.9714	19.0543	73.1134	74.3479	39.5655
01/03/24	24.7886	12.6290	44.7226	13.3846	50.5034	13.7855	30.1288	14.8388	14.8372	14.8354	17.9694	19.1554	73.3557	74.3601	39.3759
01/02/24	24.8531	12.6734	45.0093	13.4791	50.8931	13.8998	30.3960	14.9999	14.9982	14.9965	17.9674	19.1417	73.9455	76.2259	39.7635
12/29/23	24.9055	12.7092	45.2354	13.5540	51.2016	13.9903	30.6066	15.1211	15.1194	15.1177	17.9630	19.2226	74.3644	77.0955	40.1816
12/28/23	24.9186	12.7201	45.3118	13.5798	51.3096	14.0225	30.6822	15.1659	15.1642	15.1625	17.9563	19.2412	74.5713	78.0496	40.1666
12/27/23	24.9236	12.7235	45.3309	13.5863	51.3368	14.0305	30.7007	15.1733	15.1717	15.1700	17.9541	19.2986	74.5358	78.1037	40.2384
12/26/23	24.8849	12.6982	45.1924	13.5407	51.1508	13.9763	30.5759	15.1071	15.1055	15.1037	17.9519	19.1757	74.4235	77.8768	39.8713
12/22/23	24.8496	12.6757	45.0715	13.5016	50.9919	13.9303	30.4695	15.0455	15.0438	15.0421	17.9429	19.1601	74.1093	77.1382	39.7991
12/21/23	24.8343	12.6654	45.0121	13.4822	50.9125	13.9071	30.4156	15.0134	15.0118	15.0101	17.9407	19.1622	73.9865	76.6799	39.7448
12/20/23	24.7578	12.6117	44.6861	13.3752	50.4731	13.7787	30.1164	14.8339	14.8323	14.8306	17.9385	19.1739	73.2321	75.4439	39.2188
12/19/23	24.8338	12.6668	45.0327	13.4891	50.9422	13.9160	30.4371	15.0302	15.0285	15.0267	17.9363	19.1068	74.3150	76.9073	39.5712
12/18/23	24.7784	12.6285	44.8054	13.4145	50.6359	13.8264	30.2289	14.9079	14.9062	14.9045	17.9341	19.0788	73.8757	75.7461	39.2217
12/15/23	24.7614	12.6177	44.7472	13.3960	50.5615	13.8051	30.1795	14.8762	14.8746	14.8729	17.9274	19.1225	73.5404	75.6853	39.2546
12/14/23	24.7806	12.6317	44.8338	13.4247	50.6801	13.8400	30.2609	14.9237	14.9221	14.9203	17.9251	19.1431	73.5431	76.1719	39.5129
12/13/23	24.7159	12.5882	44.5874	13.3435	50.3475	13.7426	30.0357	14.7992	14.7975	14.7957	17.9229	18.9991	73.3334	74.3647	39.1096
12/12/23	24.6015	12.5109	44.1471	13.1986	49.7550	13.5698	29.6361	14.5775	14.5757	14.5738	17.9207	18.7548	72.3445	72.3667	38.6144
12/11/23	24.5781	12.4954	44.0605	13.1704	49.6402	13.5365	29.5594	14.5344	14.5326	14.5307	17.9185	18.7211	72.0109	72.3315	38.5538
12/08/23	24.5509	12.4780	43.9662	13.1400	49.5171	13.5009	29.4773	14.4863	14.4845	14.4826	17.9118	18.7198	71.7290	72.0139	38.4741
12/07/23	24.5321	12.4644	43.8799	13.1120	49.4022	13.4674	29.3988	14.4349	14.4332	14.4313	17.9096	18.7964	71.4347	71.5249	38.4129
12/06/23	24.4907	12.4356	43.7081	13.0559	49.1728	13.4007	29.2437	14.3419	14.3402	14.3384	17.9074	18.8134	70.8589	71.0085	38.2600
12/05/23	24.4885	12.4354	43.7167	13.0587	49.1853	13.4044	29.2533	14.3520	14.3502	14.3483	17.9052	18.7502	71.1348	71.1555	38.0914
12/04/23	24.4956	12.4424	43.7739	13.0776	49.2643	13.4279	29.3095	14.3928	14.3910	14.3891	17.9030	18.6427	71.1723	71.9952	38.2004
12/01/23	24.5204	12.4608	43.8906	13.1162	49.4234	13.4744	29.4173	14.4541	14.4524	14.4504	17.8963	18.6929	71.5592	71.5764	38.4578
11/30/23	24.4482	12.4124	43.6175	13.0264	49.0562	13.3671	29.1694	14.3175	14.3157	14.3137	17.8939	18.5331	71.1354	69.8017	38.1279
11/29/23	24.4347	12.4026	43.5559	13.0065	48.9749	13.3435	29.1140	14.2803	14.2786	14.2766	17.8914	18.6015	70.8461	69.4755	38.1380
11/28/23	24.4176	12.3923	43.5075	12.9906	48.9102	13.3246	29.0712	14.2617	14.2599	14.2579	17.8890	18.5010	70.9014	68.8451	38.0913
11/27/23	24.4062	12.3858	43.4791	12.9813	48.8736	13.3141	29.0479	14.2527	14.2508	14.2487	17.8866	18.4329	70.8323	68.9552	38.0537
11/24/23	24.4048	12.3880	43.5144	12.9932	48.9246	13.3294	29.0852	14.2822	14.2803	14.2782	17.8792	18.3319	70.9698	69.0654	38.1526
11/22/23	24.3817	12.3722	43.4211	12.9631	48.8017	13.2937	29.0020	14.2293	14.2274	14.2253	17.8743	18.3923	70.9262	68.6717	37.8638
11/21/23	24.3583	12.3564	43.3307	12.9336	48.6815	13.2588	28.9210	14.1819	14.1801	14.1780	17.8718	18.3841	70.6360	68.2231	37.8250
11/20/23	24.3755	12.3694	43.4143	12.9612	48.7953	13.2922	28.9992	14.2296	14.2278	14.2257	17.8694	18.3682	70.7779	68.7254	37.9722
11/17/23	24.3253	12.3364	43.2315	12.9018	48.5543	13.2224									

02/16/24	25.1820	12.8789	46.1705	13.8528	52.4071	14.3370	31.4078	15.6148	15.6128	15.6107	18.0575	18.8540	78.1899	78.7308	40.6046
10/10/23	24.0013	12.1374	42.2353	12.5830	47.2783	12.8572	28.0054	13.6809	13.6789	13.6767	17.7718	17.9647	67.7103	67.1241	36.5341
10/06/23	23.8983	12.0696	41.8627	12.4617	46.7859	12.7145	27.6773	13.4984	13.4964	13.4942	17.7624	17.8067	66.9353	65.9699	35.9926
10/05/23	23.8320	12.0230	41.5830	12.3707	46.4145	12.6067	27.4269	13.3469	13.3450	13.3428	17.7601	17.8728	66.1431	65.1397	35.6269
10/04/23	23.8156	12.0122	41.5233	12.3514	46.3362	12.5841	27.3748	13.3169	13.3149	13.3128	17.7578	17.8660	66.2179	65.2107	35.3220
10/03/23	23.7739	11.9850	41.3772	12.3036	46.1427	12.5280	27.2464	13.2488	13.2469	13.2447	17.7555	17.7489	65.6854	64.8305	35.3023
10/02/23	23.8678	12.0497	41.7526	12.4268	46.6456	12.6745	27.5848	13.4398	13.4379	13.4357	17.7531	17.8913	66.5952	66.1459	35.7699
09/29/23	23.9132	12.0811	41.9348	12.4870	46.8922	12.7466	27.7514	13.5306	13.5287	13.5266	17.7490	18.0170	66.5900	66.9696	36.2968
09/28/23	23.9222	12.0887	41.9835	12.5032	46.9593	12.7662	27.7972	13.5573	13.5555	13.5534	17.7448	18.0275	66.7689	67.0891	36.3359
09/27/23	23.8754	12.0558	41.8011	12.4436	46.7165	12.6957	27.6343	13.4645	13.4626	13.4605	17.7428	17.9792	66.3691	66.4175	36.0820
09/26/23	23.8767	12.0562	41.7998	12.4434	46.7150	12.6951	27.6321	13.4589	13.4570	13.4549	17.7407	18.0485	66.3528	65.8287	36.1784
09/25/23	23.9561	12.1146	42.1388	12.5543	47.1688	12.8272	27.9384	13.6388	13.6370	13.6349	17.7386	18.0669	67.3407	66.6921	36.5989
09/22/23	23.9569	12.1152	42.1402	12.5554	47.1740	12.8289	27.9418	13.6332	13.6315	13.6294	17.7324	18.1937	67.0697	66.4617	36.8195
09/21/23	23.9589	12.1182	42.1666	12.5641	47.2103	12.8396	27.9675	13.6531	13.6513	13.6492	17.7303	18.1264	67.2229	66.5637	36.8311
09/20/23	24.0645	12.1946	42.6033	12.7074	47.7969	13.0106	28.3637	13.8803	13.8786	13.8765	17.7283	18.2480	68.3417	67.9077	37.4073
09/19/23	24.1007	12.2216	42.7627	12.7597	48.0113	13.0731	28.5089	13.9660	13.9642	13.9622	17.7262	18.2577	68.9852	68.4045	37.4531
09/18/23	24.1084	12.2271	42.7928	12.7698	48.0529	13.0854	28.5370	13.9793	13.9776	13.9756	17.7242	18.3122	69.1341	68.6603	37.3810
09/15/23	24.1118	12.2319	42.8329	12.7835	48.1106	13.1027	28.5783	14.0063	14.0045	14.0025	17.7179	18.2850	69.0831	69.0005	37.5561
09/14/23	24.1601	12.2674	43.0384	12.8509	48.3869	13.1832	28.7650	14.1144	14.1127	14.1106	17.7159	18.3282	69.9307	69.7014	37.5711
09/13/23	24.1025	12.2253	42.7935	12.7709	48.0596	13.0879	28.5434	13.9812	13.9794	13.9775	17.7138	18.3581	69.3271	69.0060	37.1691
09/12/23	24.1061	12.2290	42.8208	12.7801	48.0982	13.0995	28.5711	13.9995	13.9978	13.9958	17.7117	18.3330	69.2409	69.5102	37.2703
09/11/23	24.1288	12.2463	42.9262	12.8147	48.2401	13.1408	28.6674	14.0578	14.0560	14.0540	17.7097	18.3183	69.6359	69.6378	37.3818
09/08/23	24.0805	12.2125	42.7361	12.7530	47.9888	13.0680	28.4985	13.9565	13.9548	13.9528	17.7034	18.3450	69.1703	69.3373	37.0328
09/07/23	24.0759	12.2100	42.7269	12.7501	47.9779	13.0650	28.4920	13.9542	13.9525	13.9505	17.7014	18.3241	69.0669	69.3755	37.0887
09/06/23	24.0918	12.2230	42.8103	12.7775	48.0912	13.0982	28.5701	14.0040	14.0022	14.0002	17.6993	18.2763	69.2803	69.8454	37.2047
09/05/23	24.1211	12.2447	42.9376	12.8194	48.2628	13.1482	28.6861	14.0714	14.0697	14.0676	17.6973	18.3032	69.7649	70.0847	37.2907
09/01/23	24.1600	12.2745	43.1161	12.8788	48.5079	13.2204	28.8539	14.1656	14.1639	14.1619	17.6889	18.3996	70.0555	71.1349	37.5600
08/31/23	24.1541	12.2694	43.0808	12.8674	48.4608	13.2065	28.8206	14.1403	14.1386	14.1367	17.6869	18.4862	69.9266	70.4227	37.6166
08/30/23	24.1623	12.2765	43.1277	12.8828	48.5244	13.2251	28.8642	14.1684	14.1667	14.1647	17.6849	18.4562	70.0229	70.2940	37.7857
08/29/23	24.1427	12.2624	43.0482	12.8569	48.4187	13.1943	28.7929	14.1256	14.1239	14.1220	17.6830	18.4666	69.7441	69.9065	37.7590
08/28/23	24.0434	12.1919	42.6514	12.7271	47.8884	13.0400	28.4359	13.9217	13.9200	13.9180	17.6810	18.3540	68.7448	68.7624	37.2248
08/25/23	23.9864	12.1525	42.4357	12.6568	47.6028	12.9572	28.2446	13.8117	13.8100	13.8081	17.6749	18.3117	68.3159	68.2398	36.8297
08/24/23	23.9538	12.1292	42.3036	12.6138	47.4270	12.9061	28.1263	13.7420	13.7403	13.7384	17.6729	18.3086	67.8457	67.9082	36.7345
08/23/23	24.0347	12.1883	42.6457	12.7259	47.8859	13.0398	28.4363	13.9228	13.9211	13.9191	17.6709	18.3557	68.7688	68.8584	37.1939
08/22/23	23.9580	12.1351	42.3547	12.6305	47.4974	12.9268	28.1759	13.7795	13.7777	13.7757	17.6689	18.1902	68.0168	68.0369	36.8641
08/21/23	23.9659	12.1417	42.3975	12.6446	47.5557	12.9439	28.2160	13.8046	13.8028	13.8008	17.6669	18.1725	68.2051	68.2756	36.8578
08/18/23	23.9366	12.1208	42.2776	12.6061	47.3990	12.8987	28.1108	13.7372	13.7355	13.7335	17.6609	18.2605	67.7379	68.1665	36.7288
08/17/23	23.9319	12.1184	42.2700	12.6036	47.3894	12.8959	28.1048	13.7363	13.7346	13.7326	17.6589	18.2220	67.7433	67.8380	36.7892
08/16/23	23.9784	12.1530	42.4732	12.6704	47.6633	12.9759	28.2908	13.8459	13.8441	13.8421	17.6569	18.2386	68.2572	68.6875	37.0454
08/15/23	24.0281	12.1894	42.6839	12.7397	47.9474	13.0589	28.4834	13.9571	13.9554	13.9534	17.6549	18.2913	68.7863	69.4049	37.3461
08/14/23	24.0969	12.2400	42.9786	12.8365	48.3443	13.1747	28.7525	14.1145	14.1128	14.1108	17.6529	18.3322	69.5587	70.3264	37.7351
08/11/23	24.0849	12.2327	42.9435	12.8255	48.3009	13.1625	28.7245	14.0971	14.0954	14.0934	17.6469	18.3534	69.1565	70.2391	37.9419
08/10/23	24.1082	12.2494	43.0380	12.8567	48.4288	13.1999	28.8108	14.1442	14.1425	14.1406	17.6449	18.4205	69.2207	70.3124	38.2391
08/09/23	24.1016	12.2437	42.9976	12.8439	48.3758	13.1845	28.7742	14.1155	14.1139	14.1120	17.6429	18.5294	69.1951	70.4343	38.0083
08/08/23	24.1272	12.2634	43.1181	12.8835	48.5391	13.2323	28.8859	14.1834	14.1818	14.1799	17.6409	18.5100	69.6795	71.0740	38.0127
08/07/23	24.1541	12.2847	43.2515	12.9273	48.7198	13.2853	29.0100	14.2616	14.2599	14.2580	17.6389	18.4477	69.9736	71.7269	38.2463
08/04/23	24.1053	12.2504	43.0581	12.8645	48.4638	13.2110	28.8379	14.1583	14.1566	14.1547	17.6328	18.4709	69.3457	71.4617	38.0032
08/03/23	24.1034	12.2517	43.0826	12.8723	48.4974	13.2209	28.8626	14.1833	14.1815	14.1796	17.6308	18.3188	69.7102	71.6307	37.7566
08/02/23	24.1277	12.2685	43.1728	12.9023	48.6200	13.2568	28.9449	14.2243	14.2226	14.2207	17.6289	18.4426	69.8850	71.8330	38.0070
08/01/23	24.2277	12.3420	43.6036	13.0440	49.2020	13.4269	29.3407	14.4570	14.4553	14.4534	17.6269	18.4987	70.8648	73.1095	38.7558
07/31/23	24.2660	12.3694	43.7577	13.0949	49.4108	13.4880	29.4819	14.5344	14.5328	14.5310	17.6249	18.6043	71.0523	73.0611	39.1413
07/28/23	24.2467	12.3571	43.6964	13.0751	49.3307	13.4647	29.4283	14.5045	14.5029	14.5010	17.6191	18.5820	70.9459	72.6930	39.1484
07/27/23	24.1833	12.3118	43.4387	12.9905	48.9842	13.3635	29.1936	14.3691	14.3675	14.3656	17.6172	18.5164	70.2457	71.6543	38.8820
07/26/23	24.2258	12.3417	43.6042	13.0453	49.2086	13.4293	29.3454	14.4499	14.4484	14.4465	17.6152	18.6653	70.6948	72.5871	38.9458
07/25/23	24.2163	12.3359	43.5775	13.0365	49.1733	13.4189	29.3220	14.4395	14.4379	14.4361	17.6133	18.6144	70.7047	72.2457	38.9313
07/24/23	24.1974	12.3223	43.4989	13.0110	49.0687	13.3885	29.2512	14.3963	14.3947	14.3929	17.6114	18.6334	70.5044	72.1292	38.7806
07/21/23	24.1841	12.3139	43.4569	12.9977	49.0157	13.3735	29.2167	14.3747	14.3732	14.3714	17.6055	18.6571	70.2201	72.1244	38.8425
07/20/23	24.1808	12.3123	43.4515	12.9961	49.0096	13.3719	29.2133	14.3737	14.3722	14.3704	17.6036	18.6455	70.1974	72.2722	38.8218
07/19/23	24.2266	12.3452	43.6382	13.0578	49.2628	13.4460	29.3849	14.4692	14.4677	14.4659	17.6017	18.7521	70.6685	73.1168	39.0026
07/18/23	24.2119	12.3358	43.5911	13.0423	49.2001	13.4277	29.3433	14.4485	14.4469	14.4451	17.5998	18.6938	70.5015	72.8049	39.0442
07/17/23	24.1639	12.3012	43.3926	12.9773	48.9337	13.3500	29.1627	14.3422	14.3407	14.3389	17.5978	18.6769	70.0036	72.0267	38.7854
07/14/23	24.1430	12.2877	43.3244	12.9552	48.8445	13.3242	29.1032	14.3088	14.3072	14.3055	17.5920	18.6543	69.7345	71.3406	38.8917
07/13/23	24.1672	12.3051	43.4224	12.9878	48.97										

02/16/24	25.1820	12.8789	46.1705	13.8528	52.4071	14.3370	31.4078	15.6148	15.6128	15.6107	18.0575	18.8540	78.1899	78.7308	40.6046
05/31/23	23.6035	11.9061	41.2798	12.2922	46.1498	12.5433	27.2976	13.2493	13.2479	13.2463	17.5091	18.6851	64.5790	63.9907	36.4059
05/30/23	23.6459	11.9401	41.4781	12.3570	46.4158	12.6208	27.4783	13.3602	13.3588	13.3572	17.5074	18.6171	64.9619	64.4410	36.8731
05/26/23	23.6452	11.9441	41.5215	12.3715	46.4774	12.6391	27.5228	13.3960	13.3945	13.3928	17.5004	18.4739	64.9565	64.4145	37.1748
05/25/23	23.5720	11.8893	41.2185	12.2726	46.0741	12.5219	27.2514	13.2374	13.2359	13.2342	17.4986	18.4614	64.1156	63.4839	36.8224
05/24/23	23.5598	11.8794	41.1601	12.2540	45.9985	12.5003	27.2012	13.2031	13.2017	13.2000	17.4969	18.5417	63.5573	63.8069	36.9422
05/23/23	23.6193	11.9247	41.4131	12.3369	46.3378	12.5992	27.4304	13.3357	13.3343	13.3326	17.4952	18.5861	64.0250	64.3947	37.4811
05/22/23	23.6833	11.9743	41.6944	12.4289	46.7143	12.7088	27.6849	13.4869	13.4854	13.4838	17.4934	18.5707	64.7504	64.9421	37.9625
05/19/23	23.6679	11.9639	41.6423	12.4121	46.6462	12.6889	27.6388	13.4596	13.4581	13.4565	17.4882	18.5800	64.7332	64.2249	37.9242
05/18/23	23.6677	11.9637	41.6401	12.4117	46.6448	12.6887	27.6382	13.4565	13.4550	13.4534	17.4864	18.6279	64.8255	64.6884	37.7088
05/17/23	23.6378	11.9401	41.5033	12.3673	46.4629	12.6359	27.5150	13.3787	13.3774	13.3758	17.4847	18.7164	64.2081	64.0196	37.7635
05/16/23	23.5823	11.8978	41.2659	12.2898	46.1457	12.5435	27.3002	13.2504	13.2491	13.2476	17.4830	18.7494	63.4417	62.7722	37.6718
05/15/23	23.6303	11.9344	41.4699	12.3567	46.4200	12.6236	27.4861	13.3572	13.3559	13.3544	17.4812	18.7934	63.8457	63.8109	37.9472
05/12/23	23.5954	11.9087	41.3293	12.3111	46.2338	12.5694	27.3602	13.2809	13.2796	13.2781	17.4760	18.8390	63.6485	63.0152	37.6821
05/11/23	23.6092	11.9184	41.3792	12.3277	46.3016	12.5892	27.4055	13.3023	13.3011	13.2996	17.4743	18.9267	63.7353	63.2340	37.7281
05/10/23	23.6228	11.9302	41.4516	12.3515	46.3998	12.6181	27.4731	13.3453	13.3441	13.3426	17.4725	18.8773	63.8312	63.6510	37.8998
05/09/23	23.5987	11.9142	41.3735	12.3259	46.2963	12.5881	27.4049	13.3124	13.3110	13.3095	17.4708	18.7636	63.5443	63.3500	37.9533
05/08/23	23.6204	11.9310	41.4679	12.3569	46.4230	12.6249	27.4902	13.3614	13.3601	13.3586	17.4691	18.7848	63.8320	63.4600	38.0800
05/05/23	23.6164	11.9281	41.4512	12.3519	46.4032	12.6194	27.4768	13.3481	13.3469	13.3454	17.4638	18.8824	63.8020	63.3533	38.0201
05/04/23	23.5210	11.8552	41.0418	12.2183	45.8572	12.4606	27.1082	13.1284	13.1272	13.1258	17.4621	18.9403	62.6413	61.9728	37.5526
05/03/23	23.5570	11.8827	41.1951	12.2686	46.0630	12.5206	27.2472	13.2082	13.2070	13.2056	17.4603	18.9744	63.0898	62.6068	37.6661
05/02/23	23.5625	11.8887	41.2374	12.2823	46.1197	12.5370	27.2861	13.2366	13.2353	13.2339	17.4586	18.8880	63.5325	62.5949	37.5239
05/01/23	23.6132	11.9307	41.4901	12.3649	46.4594	12.6362	27.5183	13.3844	13.3831	13.3815	17.4569	18.7097	64.2768	63.7492	37.8217
04/28/23	23.6310	11.9420	41.5410	12.3819	46.5279	12.6561	27.5628	13.3996	13.3983	13.3968	17.4552	18.8923	64.3024	63.7099	37.9281
04/27/23	23.5845	11.9100	41.3778	12.3288	46.3131	12.5940	27.4203	13.3228	13.3215	13.3199	17.4499	18.7875	63.7692	63.1739	37.8927
04/26/23	23.5002	11.8453	41.0127	12.2099	45.8274	12.4530	27.0931	13.1259	13.1247	13.1232	17.4482	18.8703	62.5441	62.3112	37.5443
04/25/23	23.5227	11.8619	41.1022	12.2394	45.9480	12.4881	27.1741	13.1694	13.1682	13.1667	17.4465	18.9424	62.7851	62.6495	37.6094
04/24/23	23.6019	11.9249	41.4685	12.3592	46.4395	12.6315	27.5084	13.3744	13.3731	13.3716	17.4448	18.8137	63.7911	64.2247	38.0490
04/21/23	23.5830	11.9135	41.4176	12.3429	46.3747	12.6130	27.4669	13.3552	13.3539	13.3523	17.4395	18.7377	63.7364	64.3947	37.9012
04/20/23	23.5743	11.9070	41.3812	12.3311	46.3269	12.5992	27.4348	13.3346	13.3333	13.3318	17.4378	18.7667	63.6770	64.3832	37.7867
04/19/23	23.5892	11.9201	41.4633	12.3580	46.4378	12.6316	27.5109	13.3844	13.3830	13.3814	17.4361	18.6911	64.0519	64.8376	37.7652
04/18/23	23.5947	11.9245	41.4889	12.3665	46.4727	12.6418	27.5345	13.3971	13.3958	13.3942	17.4344	18.7118	64.0576	64.7587	37.8820
04/17/23	23.5764	11.9115	41.4200	12.3441	46.3818	12.6155	27.4739	13.3629	13.3616	13.3600	17.4326	18.6906	64.0027	64.8020	37.6402
04/14/23	23.5673	11.9048	41.3823	12.3322	46.3333	12.6015	27.4408	13.3383	13.3370	13.3355	17.4274	18.7807	63.7909	64.2217	37.7565
04/13/23	23.5908	11.9220	41.4740	12.3625	46.4570	12.6376	27.5240	13.3822	13.3810	13.3795	17.4257	18.8658	63.9243	64.6242	37.9032
04/12/23	23.5150	11.8645	41.1525	12.2576	46.0289	12.5132	27.2355	13.2112	13.2099	13.2085	17.4240	18.8948	63.0778	63.8884	37.4084
04/11/23	23.5145	11.8652	41.1615	12.2607	46.0422	12.5173	27.2455	13.2191	13.2178	13.2164	17.4223	18.8640	63.3385	64.3619	37.1425
04/10/23	23.4907	11.8479	41.0681	12.2302	45.9175	12.4810	27.1614	13.1708	13.1696	13.1681	17.4205	18.8465	63.3415	63.9086	36.8557
04/06/23	23.4936	11.8500	41.0783	12.2341	45.9336	12.4857	27.1713	13.1688	13.1676	13.1662	17.4136	18.9885	63.2769	63.3117	37.0307
04/05/23	23.4752	11.8366	41.0049	12.2103	45.8367	12.4577	27.1065	13.1305	13.1293	13.1279	17.4118	18.9955	63.0382	63.2345	36.9416
04/04/23	23.4987	11.8559	41.1200	12.2480	45.9925	12.5033	27.2134	13.1967	13.1955	13.1941	17.4101	18.9429	63.1879	63.9885	37.1779
04/03/23	23.5149	11.8702	41.2093	12.2773	46.1137	12.5389	27.2972	13.2512	13.2500	13.2485	17.4084	18.8608	63.5507	64.9569	37.0917
03/31/23	23.4821	11.8485	41.1032	12.2432	45.9764	12.4994	27.2073	13.2041	13.2028	13.2013	17.4025	18.7793	63.3162	65.1315	36.8714
03/30/23	23.4055	11.7901	40.7963	12.1429	45.5680	12.3807	26.9332	13.0487	13.0475	13.0459	17.4005	18.6927	62.4126	63.7964	36.6939
03/29/23	23.3559	11.7524	40.5983	12.0785	45.3060	12.3049	26.7582	12.9487	12.9474	12.9459	17.3985	18.6574	62.0498	63.6151	36.2361
03/28/23	23.2798	11.6931	40.2815	11.9753	44.8857	12.1829	26.4761	12.7841	12.7828	12.7813	17.3966	18.6560	61.1789	62.6848	35.8596
03/27/23	23.2750	11.6896	40.2627	11.9693	44.8614	12.1759	26.4597	12.7729	12.7717	12.7702	17.3946	18.6854	61.2737	62.6866	35.6894
03/24/23	23.2555	11.6731	40.1682	11.9391	44.7374	12.1399	26.3750	12.7133	12.7121	12.7107	17.3887	18.8663	61.1729	62.1188	35.4197
03/23/23	23.2517	11.6710	40.1604	11.9367	44.7283	12.1374	26.3695	12.7110	12.7098	12.7084	17.3867	18.8547	60.8290	61.8586	35.7554
03/22/23	23.2328	11.6578	40.0957	11.9157	44.6439	12.1132	26.3143	12.6820	12.6808	12.6794	17.3848	18.8031	60.6434	62.0341	35.6406
03/21/23	23.2846	11.7028	40.3536	11.9998	44.9892	12.2138	26.5495	12.8307	12.8294	12.8278	17.3828	18.6152	61.6538	63.7177	35.6055
03/20/23	23.2062	11.6407	40.0180	11.8905	44.5436	12.0844	26.2495	12.6524	12.6512	12.6497	17.3808	18.6769	60.8596	62.3656	35.1497
03/17/23	23.1494	11.5965	39.7814	11.8140	44.2320	11.9942	26.0404	12.5255	12.5243	12.5229	17.3749	18.7669	60.3210	61.7881	34.7143
03/16/23	23.2004	11.6402	40.0294	11.8948	44.5636	12.0909	26.2659	12.6662	12.6649	12.6634	17.3729	18.6100	60.9928	63.1967	34.9633
03/15/23	23.1155	11.5725	39.6619	11.7753	44.0763	11.9495	25.9383	12.4698	12.4686	12.4672	17.3710	18.6960	59.9311	62.1709	34.5130
03/14/23	23.1922	11.6366	40.0204	11.8921	44.5543	12.0886	26.2619	12.6686	12.6673	12.6657	17.3690	18.5252	60.3509	63.1766	35.5420
03/13/23	23.1190	11.5776	39.6972	11.7871	44.1259	11.9643	25.9735	12.4932	12.4920	12.4905	17.3671	18.6474	59.3391	62.0892	35.2352
03/10/23	23.1365	11.5962	39.8158	11.8261	44.2881	12.0120	26.0862	12.5686	12.5673	12.5658	17.3611	18.5027	59.4353	62.8310	35.6020
03/09/23	23.1970	11.6489	40.1189	11.9251	44.6952	12.1310	26.3646	12.7456	12.7441	12.7425	17.3592	18.2902	60.3154	64.8671	35.8353
03/08/23	23.2724	11.7106	40.4602	12.0366	45.1521	12.2641	26.6743	12.9319	12.9305	12.9287	17.3572	18.2200	61.4387	66.7860	35.9602
03/07/23	23.2616	11.7025	40.4176	12.0229	45.0964	12.2481	26.6371	12.9092	12.9078	12.9060	17.3553	18.2367	61.3466	66.7696	35.8593
03/06/23	23.3473	11.7706	40.7868	12.1436	45.5895	12.3914	26.9692	13.1033	13.1018	13.1001	17.3533	18.2616	62.2999	67.5438	36.4365
03/03/23	23.3505	11.7750	40.8166	12.1540	45.63										

Yahoo! Finance | Russell 2000 (^RUT)

[Summary](#)

[Chart](#)

[Historical Data](#)

Yahoo! Finance | CBOE Volatility Index (^VIX)

[Summary](#)

[Chart](#)

[Historical Data](#)

Precious Metals (Charts & Prices)